

# Average Turnaround Times for 1st Reviews

February 2026

Permit Type:	Building (Commercial)	Building (Residential)	Zoning	WSD	Sidewalk/Driveway (Commercial)	Sidewalk/Driveway (Residential)
Avg. Time for 1st Review (Business Days)	9	4	6	4	8	9

## Building (Commercial) Permit 1st Review Times

Permit type	Building	Planning/Zoning	Water/Sewer/Drainage
<input type="checkbox"/> <b>Building (Commercial)</b>			
Telecommunication and Broadcast Tower	5.50		
Shell Building	14.00		
Retaining Wall		9.50	9.00
Parking Lot	10.00	5.00	8.00
New	11.57	7.38	7.00
Foundation Only	11.00	10.00	10.00
Fence or Wall Fence	8.50	5.00	9.67
Alteration-Priority	3.83		
Alteration	9.39	5.07	4.00
Addition	10.00	5.00	
Addendum	5.29	1.37	4.00
Accessory Structure	10.88	6.10	4.50

## Building (Residential) Permit 1st Review Times

Permit type	Building	Planning/Zoning	Water/Sewer/Drainage
<input type="checkbox"/> <b>Building (Residential)</b>			
Accessory Structure	2.63	3.30	2.22
Addendum	1.78	1.67	2.75
Addition	2.63	3.70	2.00
Alteration	3.24	3.71	
Duplex	4.00	5.00	4.00
Indoor Storm Shelter	1.00		
New Single Family	2.42	4.00	1.94
Outdoor Storm Shelter	2.50	1.00	3.50
Repair	1.00		

## Zoning Permit 1st Review Times

Permit type	Planning/Zoning
<input type="checkbox"/> <b>Zoning</b>	
Commercial	5.13
Residential	7.22

## WSD Permit 1st Review Times

Permit type	Watershed Review
<input type="checkbox"/> <b>Watershed</b>	
Commercial	3.00
Residential	4.00

## Sidewalk/Driveway (Commercial) Permit 1st Review Times

Permit type	Streets and Stormwater
<input type="checkbox"/> <b>Sidewalk/Driveway (Commercial)</b>	
Arterial	7.00
Non-Arterial	10.00

## Sidewalk/Driveway (Residential) Permit 1st Review Times

Permit type	Planning/Zoning	Streets and Stormwater
<input type="checkbox"/> <b>Sidewalk/Driveway (Residential)</b>		
Non-Arterial	4.67	7.88
Arterial		13.00

# Total Reviews Completed

February 2026

Permit Type:	Building (Commercial)	Building (Residential)	Zoning	WSD	Sidewalk/Driveway (Commercial)	Sidewalk/Driveway (Residential)
<b>Total Building Permits Reviewed</b>	<b>71</b>	<b>80</b>	<b>17</b>	<b>2</b>	<b>4</b>	<b>12</b>

## Building (Commercial)

Permit type	Total Permits
<input checked="" type="checkbox"/> <b>Building (Commercial)</b>	<b>71</b>
Accessory Structure	8
Addendum	17
Addition	1
Alteration	21
Alteration-Priority	6
Fence or Wall Fence	3
Foundation Only	1
New	7
Parking Lot	1
Retaining Wall	2
Shell Building	2
Telecommunication and Broadcast Tower	2
<b>Total</b>	<b>71</b>

## Building (Residential)

Permit type	Total Permits
<input checked="" type="checkbox"/> <b>Building (Residential)</b>	<b>80</b>
Accessory Structure	9
Addendum	9
Addition	9
Alteration	17
Duplex	6
Indoor Storm Shelter	1
New Single Family	22
Outdoor Storm Shelter	2
Repair	5
<b>Total</b>	<b>80</b>

## Zoning

Permit type	Total Permits
<input checked="" type="checkbox"/> <b>Zoning</b>	<b>17</b>
Commercial	8
Residential	9
<b>Total</b>	<b>17</b>

## WSD

Permit type	Total Permits
<input checked="" type="checkbox"/> <b>Watershed</b>	<b>2</b>
Commercial	1
Residential	1
<b>Total</b>	<b>2</b>

## Sidewalk/Driveway (Commercial)

Permit type	Total Permits
<input checked="" type="checkbox"/> <b>Sidewalk/Driveway (Commercial)</b>	<b>4</b>
Arterial	3
Non-Arterial	1
<b>Total</b>	<b>4</b>

## Sidewalk/Driveway (Residential)

Permit type	Total Permits
<input checked="" type="checkbox"/> <b>Sidewalk/Driveway (Residential)</b>	<b>12</b>
Arterial	1
Non-Arterial	11
<b>Total</b>	<b>12</b>



# Average Turnaround Times for 1st Reviews - 60 Day Avg.

Permit Type:	Building (Commercial)	Building (Residential)	Zoning	WSD	Sidewalk/Driveway (Commercial)	Sidewalk/Driveway (Residential)
Avg. Time for 1st Review (Business Days)	11	4	5	2	10	11

## Building (Commercial) Permit 1st Review Times

Permit type	Building	Planning/Zoning	Water/Sewer/Drainage
<b>Building (Commercial)</b>			
Accessory Structure	11.36	6.08	4.85
Addendum	5.54	1.85	3.50
Addition	13.75	8.67	10.00
Alteration	10.79	5.07	4.00
Alteration-Priority	3.78		
Fence or Wall Fence	7.86	5.20	9.00
Foundation Only	11.00	10.00	10.00
New	11.57	7.38	7.00
Parking Lot	10.00	5.00	8.00
Repair	1.00		
Retaining Wall		9.50	8.50
Shell Building	14.33	8.00	11.67
Telecommunication and Broadcast Tower	7.33		

## Building (Residential) Permit 1st Review Times

Permit type	Building	Planning/Zoning	Water/Sewer/Drainage
<b>Building (Residential)</b>			
Accessory Structure	1.76	3.50	2.47
Addendum	1.85	1.50	2.57
Addition	2.36	4.19	2.64
Alteration	3.52	3.86	3.00
Duplex	3.25	4.50	3.25
Indoor Storm Shelter	1.00		
New Single Family	2.34	3.69	2.24
Outdoor Storm Shelter	2.50	1.00	3.50
Repair	1.00		
Retaining Wall		3.00	1.00
Townhouse		8.00	8.00

## Zoning Permit 1st Review Times

Permit type	Planning/Zoning
<b>Zoning</b>	
Commercial	4.47
Residential	5.85

## WSD Permit 1st Review Times

Permit type	Watershed Review
<b>Watershed</b>	
Commercial	1.50
Residential	4.00

## Sidewalk/Driveway (Commercial) Permit 1st Review Times

Permit type	Streets and Stormwater
<b>Sidewalk/Driveway (Commercial)</b>	
Arterial	5.67
Non-Arterial	10.00

## Sidewalk/Driveway (Residential) Permit 1st Review Times

Permit type	Planning/Zoning	Streets and Stormwater
<b>Sidewalk/Driveway (Residential)</b>		
Non-Arterial	4.00	7.70
Arterial		25.00

# Total Reviews Completed - Last 60 Days

Permit Type:	Building (Commercial)	Building (Residential)	Zoning	WSD	Sidewalk/Driveway (Commercial)	Sidewalk/Driveway (Residential)
<b>Total Building Permits Reviewed</b>	<b>164</b>	<b>145</b>	<b>28</b>	<b>5</b>	<b>9</b>	<b>47</b>

## Building (Commercial)

Permit type	Total Permits
<input checked="" type="checkbox"/> <b>Building (Commercial)</b>	<b>164</b>
Accessory Structure	11
Addendum	39
Addition	5
Alteration	72
Alteration-Priority	9
Fence or Wall Fence	8
Foundation Only	1
New	8
Parking Lot	1
Repair	2
Retaining Wall	2
Shell Building	3
Telecommunication and Broadcast Tower	3
<b>Total</b>	<b>164</b>

## Building (Residential)

Permit type	Total Permits
<input checked="" type="checkbox"/> <b>Building (Residential)</b>	<b>145</b>
Accessory Structure	17
Addendum	13
Addition	29
Alteration	21
Duplex	8
Indoor Storm Shelter	3
New Single Family	37
Outdoor Storm Shelter	2
Repair	13
Retaining Wall	1
Townhouse	1
<b>Total</b>	<b>145</b>

## Zoning

Permit type	Total Permits
<input checked="" type="checkbox"/> <b>Zoning</b>	<b>28</b>
Commercial	15
Residential	13
<b>Total</b>	<b>28</b>

## WSD

Permit type	Total Permits
<input checked="" type="checkbox"/> <b>Watershed</b>	<b>5</b>
Commercial	4
Residential	1
<b>Total</b>	<b>5</b>

## Sidewalk/Driveway (Commercial)

Permit type	Total Permits
<input checked="" type="checkbox"/> <b>Sidewalk/Driveway (Commercial)</b>	<b>9</b>
Arterial	6
Non-Arterial	3
<b>Total</b>	<b>9</b>

## Sidewalk/Driveway (Residential)

Permit type	Total Permits
<input checked="" type="checkbox"/> <b>Sidewalk/Driveway (Residential)</b>	<b>47</b>
Arterial	2
Non-Arterial	45
<b>Total</b>	<b>47</b>

# Average Turnaround Times for 1st Reviews - 90 Day Avg.

Permit Type:	Building (Commercial)	Building (Residential)	Zoning	WSD	Sidewalk/Driveway (Commercial)	Sidewalk/Driveway (Residential)
Avg. Time for 1st Review (Business Days)	11	4	5	2	14	13

## Building (Commercial) Permit 1st Review Times

Permit type	Building	Planning/Zoning	Water/Sewer/Drainage
<b>Building (Commercial)</b>			
Accessory Structure	12.13	5.47	5.94
Addendum	5.65	1.90	3.50
Addition	13.80	6.00	8.25
Alteration	11.82	4.85	3.33
Alteration-Priority	4.08		
Fence or Wall Fence	7.86	4.43	9.00
Foundation Only	11.00	10.00	10.00
New	11.50	6.70	7.30
Parking Lot	12.00	5.00	7.50
Repair	1.00		
Retaining Wall		6.67	9.00
Shell Building	12.50	6.00	11.67
Telecommunication and Broadcast Tower	8.00		

## Building (Residential) Permit 1st Review Times

Permit type	Building	Planning/Zoning	Water/Sewer/Drainage
<b>Building (Residential)</b>			
Accessory Structure	1.57	3.04	2.40
Addendum	1.52	1.45	2.31
Addition	2.18	3.51	3.02
Alteration	3.06	3.35	6.67
Duplex	3.43	4.75	3.17
Indoor Storm Shelter	1.33		
Manufactured Housing Unit	1.00	1.00	1.00
New Single Family	2.07	3.33	2.10
Outdoor Storm Shelter	2.50	1.00	3.50
Repair	1.00		
Retaining Wall		4.00	1.50
Townhouse	1.00	8.00	8.00

## Zoning Permit 1st Review Times

Permit type	Planning/Zoning
<b>Zoning</b>	
Commercial	4.53
Residential	4.80

## WSD Permit 1st Review Times

Permit type	Floodplain Review	Watershed Review
<b>Watershed</b>		
Commercial	1.00	2.14
Residential		4.00

## Sidewalk/Driveway (Commercial) Permit 1st Review Times

Permit type	Streets and Stormwater
<b>Sidewalk/Driveway (Commercial)</b>	
Arterial	14.20
Non-Arterial	8.25

## Sidewalk/Driveway (Residential) Permit 1st Review Times

Permit type	Planning/Zoning	Streets and Stormwater
<b>Sidewalk/Driveway (Residential)</b>		
Non-Arterial	3.76	6.55
Arterial		32.40

# Total Reviews Completed - Last 90 Days

Permit Type:	Building (Commercial)	Building (Residential)	Zoning	WSD	Sidewalk/Driveway (Commercial)	Sidewalk/Driveway (Residential)
<b>Total Building Permits Reviewed</b>	<b>229</b>	<b>230</b>	<b>40</b>	<b>8</b>	<b>15</b>	<b>84</b>

## Building (Commercial)

Permit type	Total Permits
<input type="checkbox"/> <b>Building (Commercial)</b>	<b>229</b>
Accessory Structure	16
Addendum	58
Addition	6
Alteration	101
Alteration-Priority	13
Fence or Wall Fence	8
Foundation Only	1
New	10
Parking Lot	3
Repair	2
Retaining Wall	3
Shell Building	4
Telecommunication and Broadcast Tower	4
<b>Total</b>	<b>229</b>

## Building (Residential)

Permit type	Total Permits
<input type="checkbox"/> <b>Building (Residential)</b>	<b>230</b>
Accessory Structure	23
Addendum	21
Addition	42
Alteration	37
Duplex	16
Indoor Storm Shelter	6
Manufactured Housing Unit	1
New Single Family	58
Outdoor Storm Shelter	2
Repair	21
Retaining Wall	2
Townhouse	1
<b>Total</b>	<b>230</b>

## Zoning

Permit type	Total Permits
<input type="checkbox"/> <b>Zoning</b>	<b>40</b>
Commercial	19
Residential	21
<b>Total</b>	<b>40</b>

## WSD

Permit type	Total Permits
<input type="checkbox"/> <b>Watershed</b>	<b>8</b>
Commercial	7
Residential	1
<b>Total</b>	<b>8</b>

## Sidewalk/Driveway (Commercial)

Permit type	Total Permits
<input type="checkbox"/> <b>Sidewalk/Driveway (Commercial)</b>	<b>15</b>
Arterial	10
Non-Arterial	5
<b>Total</b>	<b>15</b>

## Sidewalk/Driveway (Residential)

Permit type	Total Permits
<input type="checkbox"/> <b>Sidewalk/Driveway (Residential)</b>	<b>84</b>
Arterial	5
Non-Arterial	79
<b>Total</b>	<b>84</b>



# Average Turnaround Times for 1st Reviews - 180 Day Avg.

Permit Type:	Building (Commercial)	Building (Residential)	Zoning	WSD	Sidewalk/Driveway (Commercial)	Sidewalk/Driveway (Residential)
Avg. Time for 1st Review (Business Days)	10	5	6	3	11	12

### Building (Commercial) Permit 1st Review Times

Permit type	Building	Floodplain Review	Planning/Zoning	Water/Sewer/Drainage
<b>Building (Commercial)</b>				
Accessory Structure	11.11	5.00	5.24	5.23
Addendum	5.29		2.07	4.17
Addition	11.43		5.21	7.69
Alteration	10.86		4.68	3.00
Alteration-Priority	3.07			
Fence or Wall Fence	8.50		5.60	7.90
Foundation Only	9.00		5.50	6.00
New	11.52		6.41	6.56
New Multi Family	10.75		9.25	4.75
Parking Lot	10.25			7.50
Repair	1.00			
Retaining Wall			6.00	8.00
Shell Building	10.86		5.67	9.71
Telecommunication and Broadcast Tower	8.06		1.00	1.00

### Building (Residential) Permit 1st Review Times

Permit type	Building	Floodplain Review	Planning/Zoning	Water/Sewer/Drainage
<b>Building (Residential)</b>				
Accessory Structure	2.49	1.00	4.95	2.96
Addendum	1.98		1.79	2.28
Addition	3.02	2.75	4.88	3.32
Alteration	3.98	1.00	4.71	5.22
Deck	10.00		9.00	1.00
Duplex	3.33		6.05	3.69
Fence or Wall Fence	5.00		6.00	4.75
Indoor Storm Shelter	1.33			
Manufactured Home in a Park		1.00		
Manufactured Housing Unit	1.00		1.00	1.00
New Single Family	3.16		4.64	2.82
Outdoor Storm Shelter	2.50		1.00	3.50
Repair	1.00			
Retaining Wall			5.90	4.70
Townhouse	1.93		6.13	1.73

### Zoning Permit 1st Review Times

Permit type	Planning/Zoning
<b>Zoning</b>	
Commercial	4.95
Residential	5.52

### WSD Permit 1st Review Times

Permit type	Floodplain Review	Watershed Review
<b>Watershed</b>		
Commercial	1.00	2.83
Residential		4.67

### Sidewalk/Driveway (Commercial) Permit 1st Review Times

Permit type	Streets and Stormwater
<b>Sidewalk/Driveway (Commercial)</b>	
Arterial	10.21
Non-Arterial	9.25

### Sidewalk/Driveway (Residential) Permit 1st Review Times

Permit type	Planning/Zoning	Streets and Stormwater
<b>Sidewalk/Driveway (Residential)</b>		
Non-Arterial	5.56	8.52
Arterial		21.44

# Total Reviews Completed - Last 180 Days

Permit Type:	Building (Commercial)	Building (Residential)	Zoning	WSD	Sidewalk/Driveway (Commercial)	Sidewalk/Driveway (Residential)
<b>Total Building Permits Reviewed</b>	<b>501</b>	<b>576</b>	<b>102</b>	<b>21</b>	<b>28</b>	<b>217</b>

## Building (Commercial)

Permit type	Total Permits
<input type="checkbox"/> <b>Building (Commercial)</b>	<b>501</b>
Accessory Structure	29
Addendum	117
Addition	16
Alteration	212
Alteration-Priority	27
Fence or Wall Fence	11
Foundation Only	2
New	29
New Multi Family	8
Parking Lot	9
Repair	9
Retaining Wall	7
Shell Building	8
Telecommunication and Broadcast Tower	17
<b>Total</b>	<b>501</b>

## Building (Residential)

Permit type	Total Permits
<input type="checkbox"/> <b>Building (Residential)</b>	<b>576</b>
Accessory Structure	54
Addendum	42
Addition	99
Alteration	88
Deck	1
Duplex	42
Fence or Wall Fence	5
Indoor Storm Shelter	18
Manufactured Home in a Park	4
Manufactured Housing Unit	1
New Single Family	156
Outdoor Storm Shelter	2
Repair	39
Retaining Wall	10
Townhouse	15
<b>Total</b>	<b>576</b>

## Zoning

Permit type	Total Permits
<input type="checkbox"/> <b>Zoning</b>	<b>102</b>
Commercial	40
Residential	62
<b>Total</b>	<b>102</b>

## WSD

Permit type	Total Permits
<input type="checkbox"/> <b>Watershed</b>	<b>21</b>
Commercial	18
Residential	3
<b>Total</b>	<b>21</b>

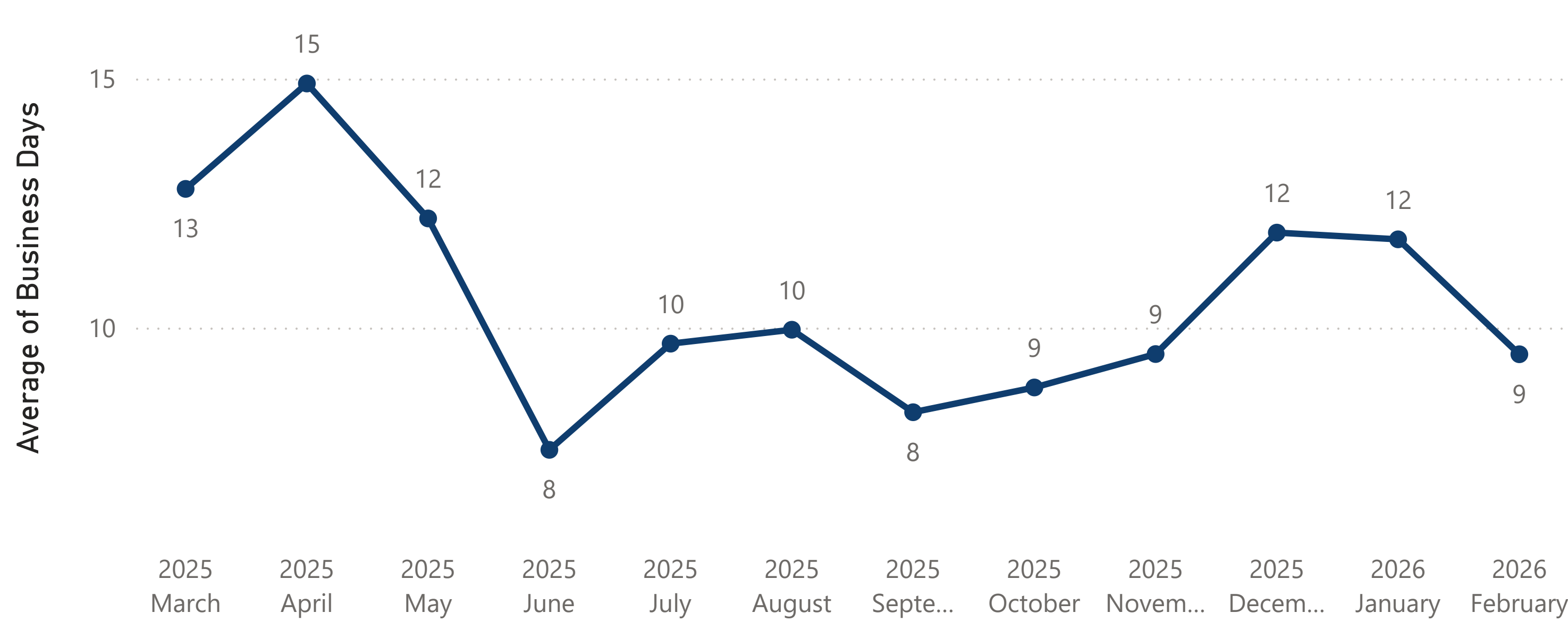
## Sidewalk/Driveway (Commercial)

Permit type	Total Permits
<input type="checkbox"/> <b>Sidewalk/Driveway (Commercial)</b>	<b>28</b>
Arterial	19
Non-Arterial	9
<b>Total</b>	<b>28</b>

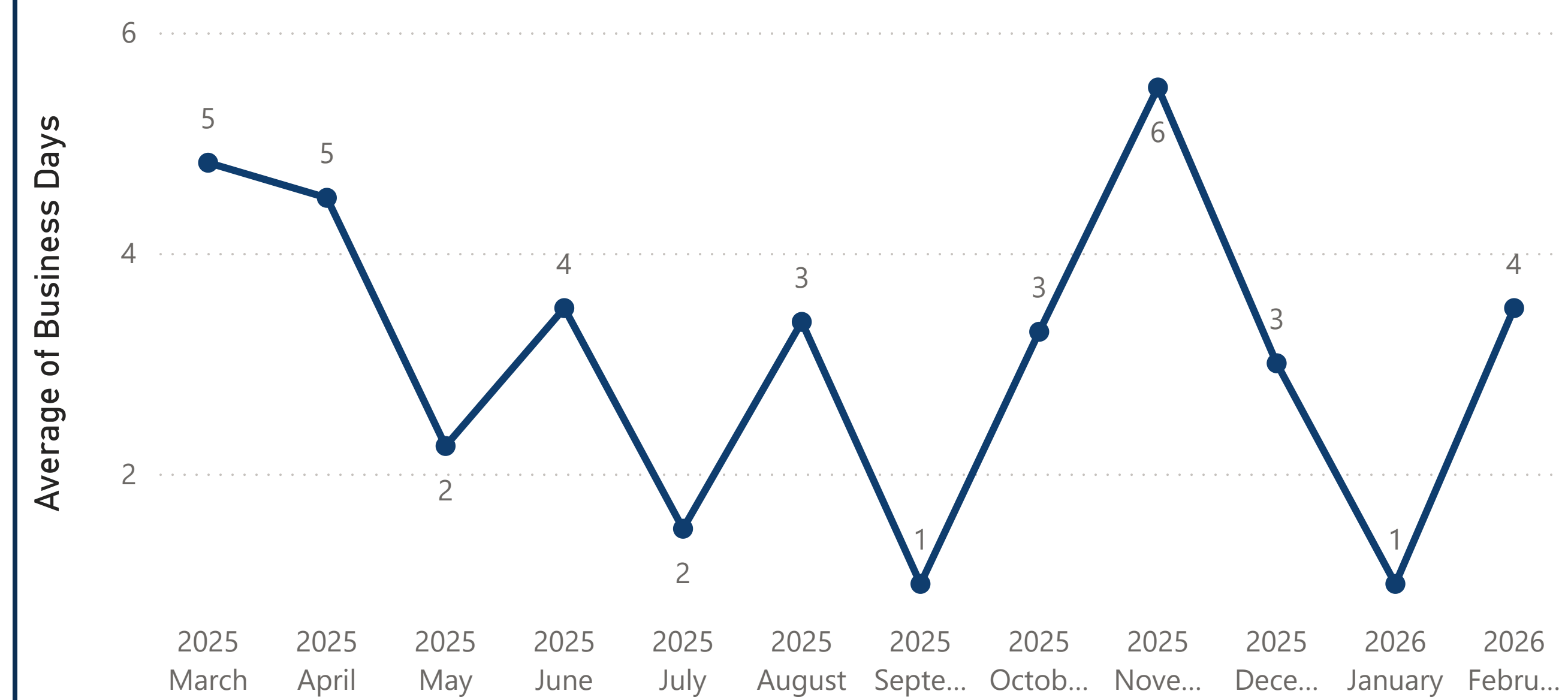
## Sidewalk/Driveway (Residential)

Permit type	Total Permits
<input type="checkbox"/> <b>Sidewalk/Driveway (Residential)</b>	<b>217</b>
Arterial	10
Non-Arterial	207
<b>Total</b>	<b>217</b>

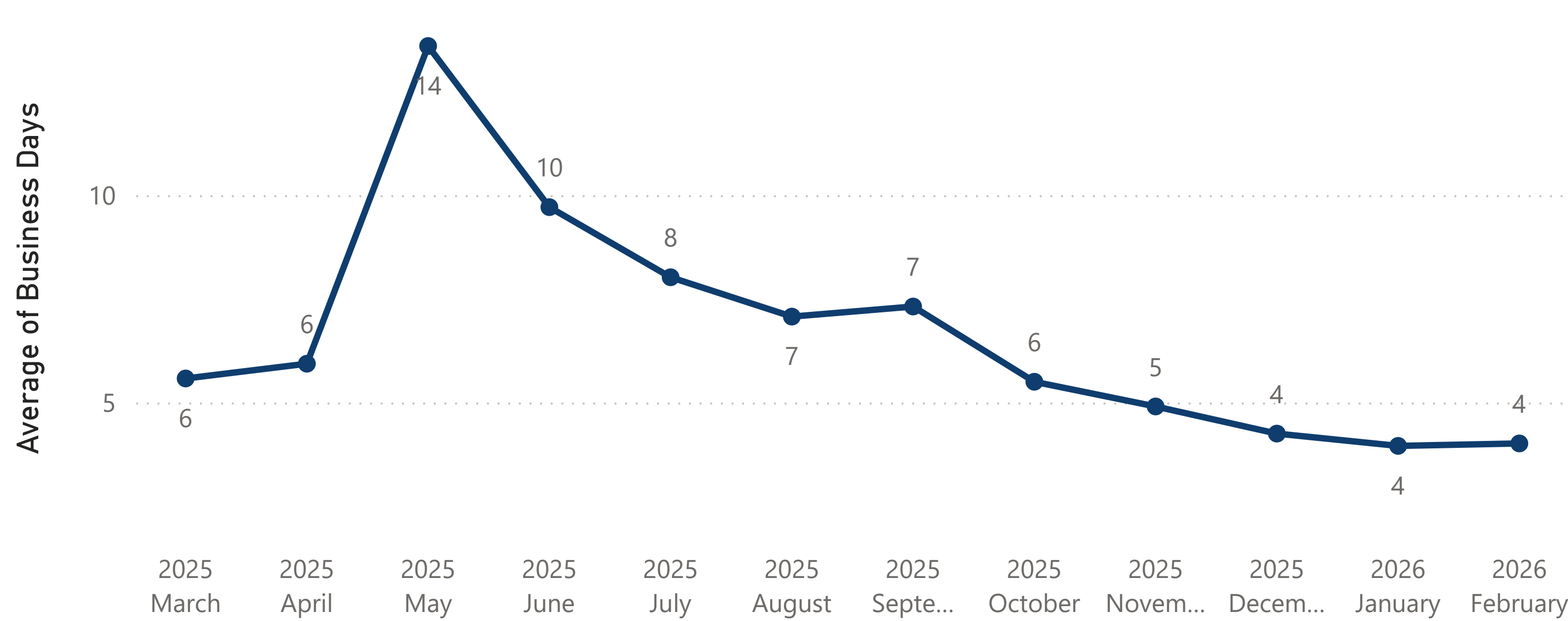
Building (Commercial) - Average Review Time (Business Days)



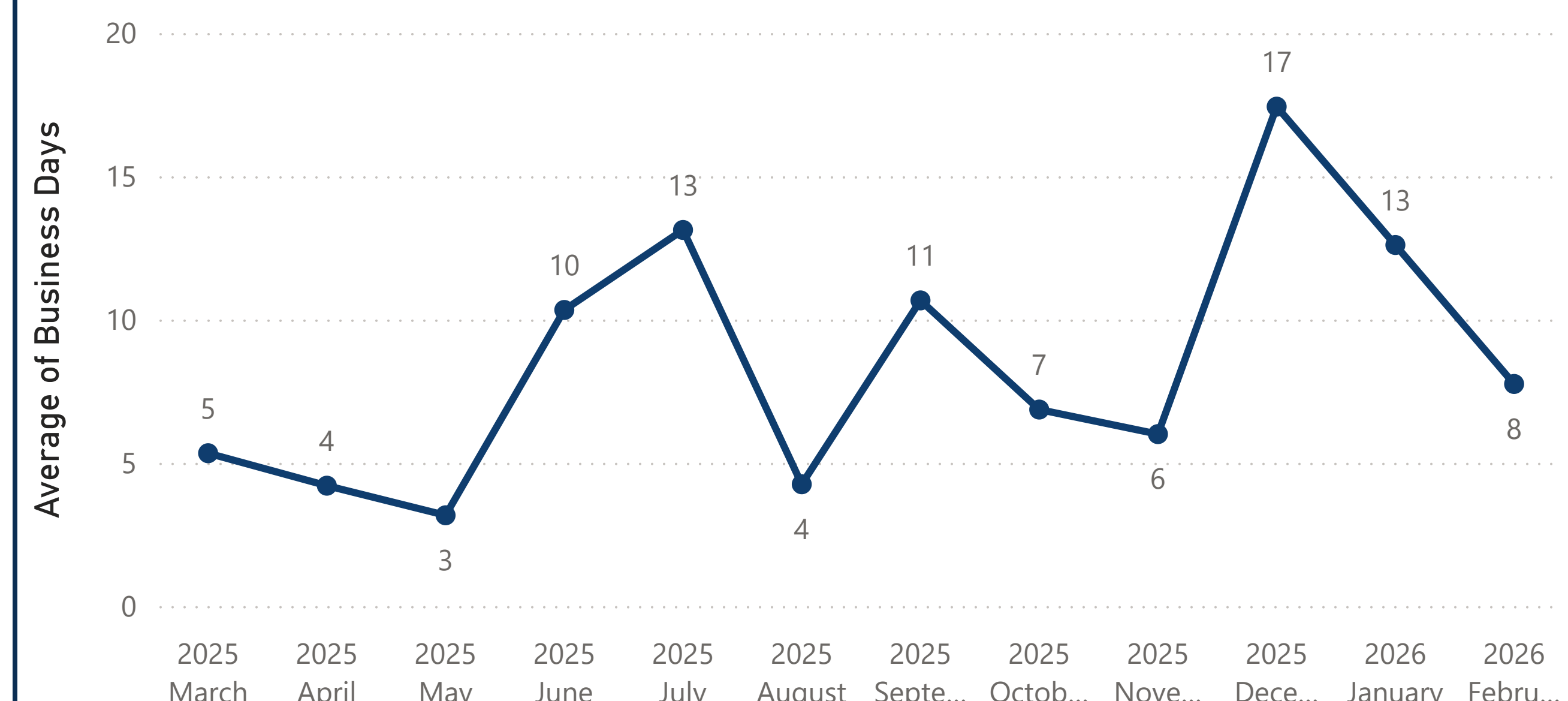
WSD - Average Review Time (Business Days)



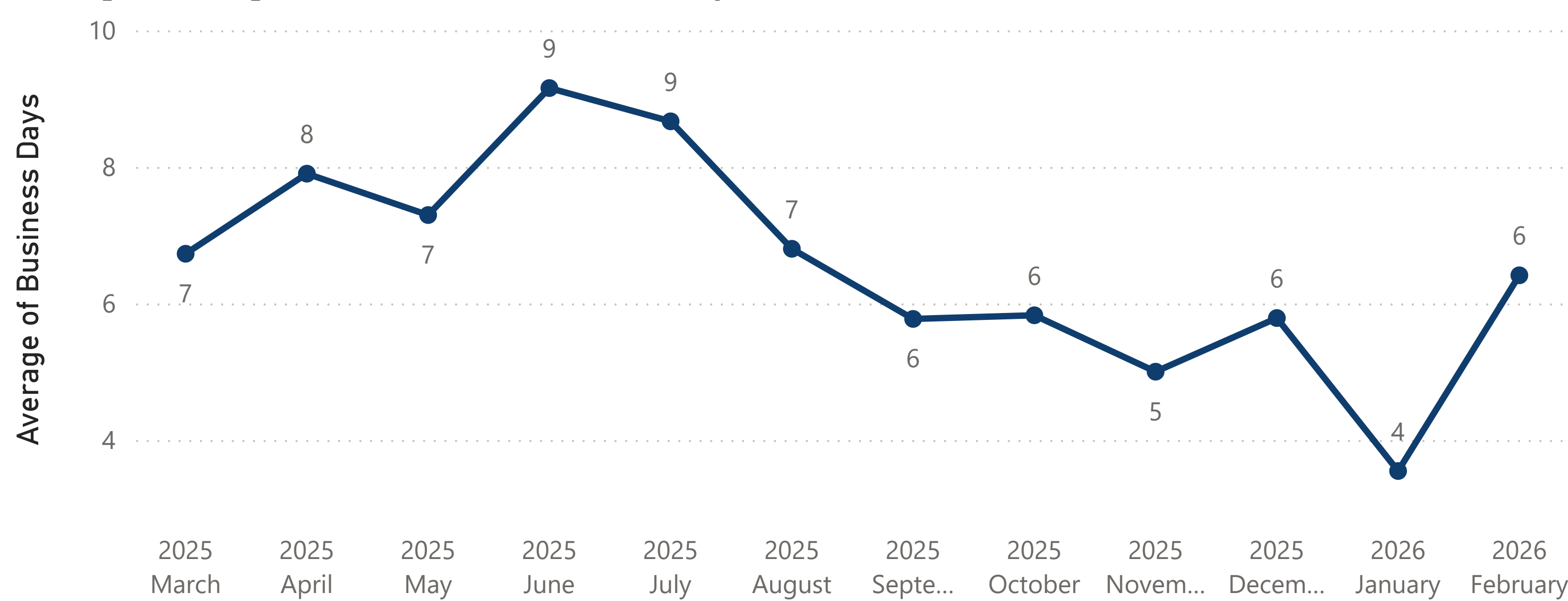
Building (Residential) - Average Review Time (Business Days)



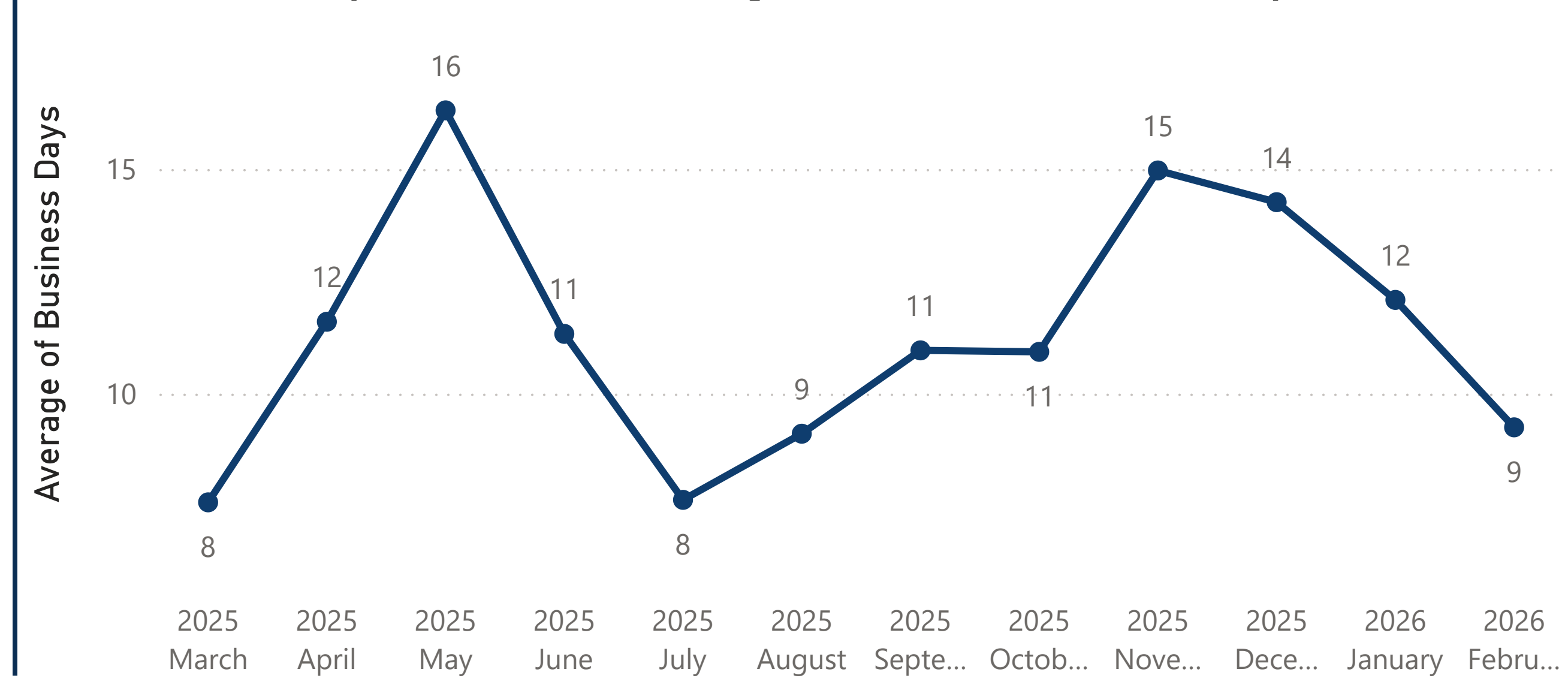
Sidewalk/Driveway (Commercial) - Average Review Time (Business Days)



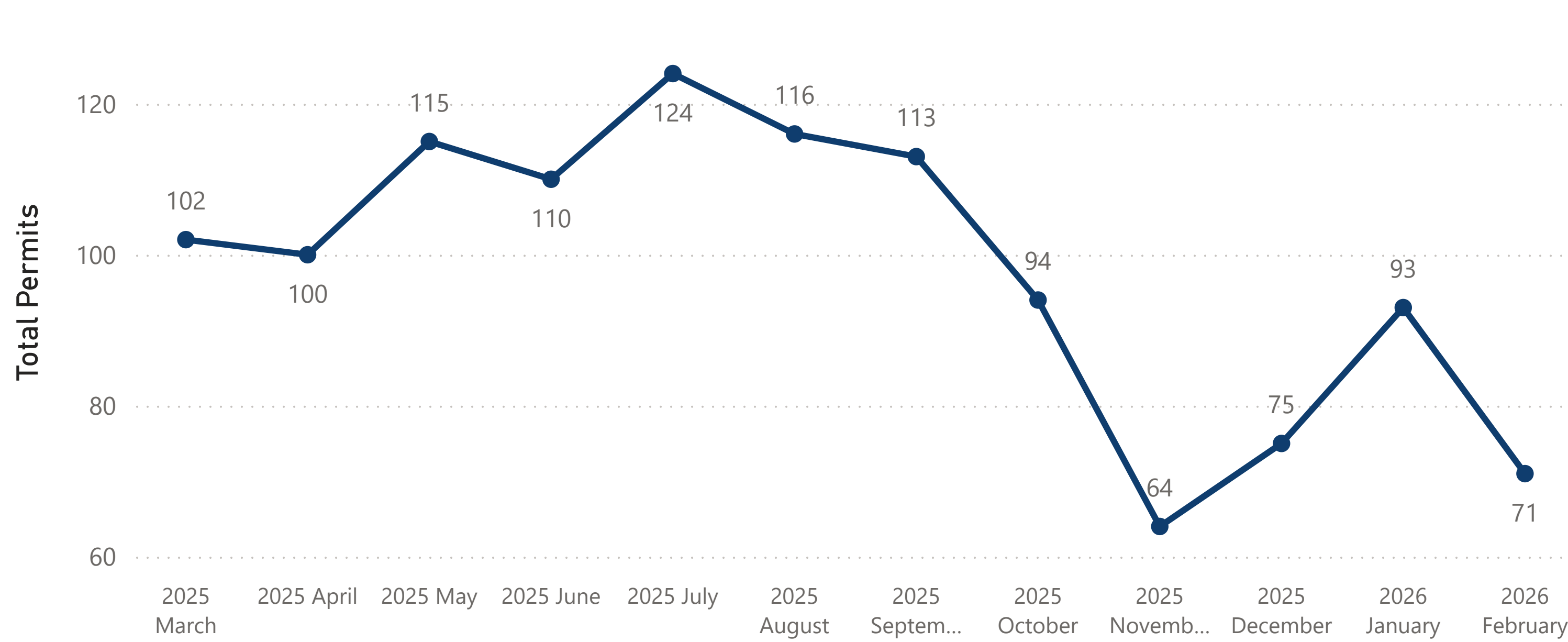
Zoning - Average Review Time (Business Days)



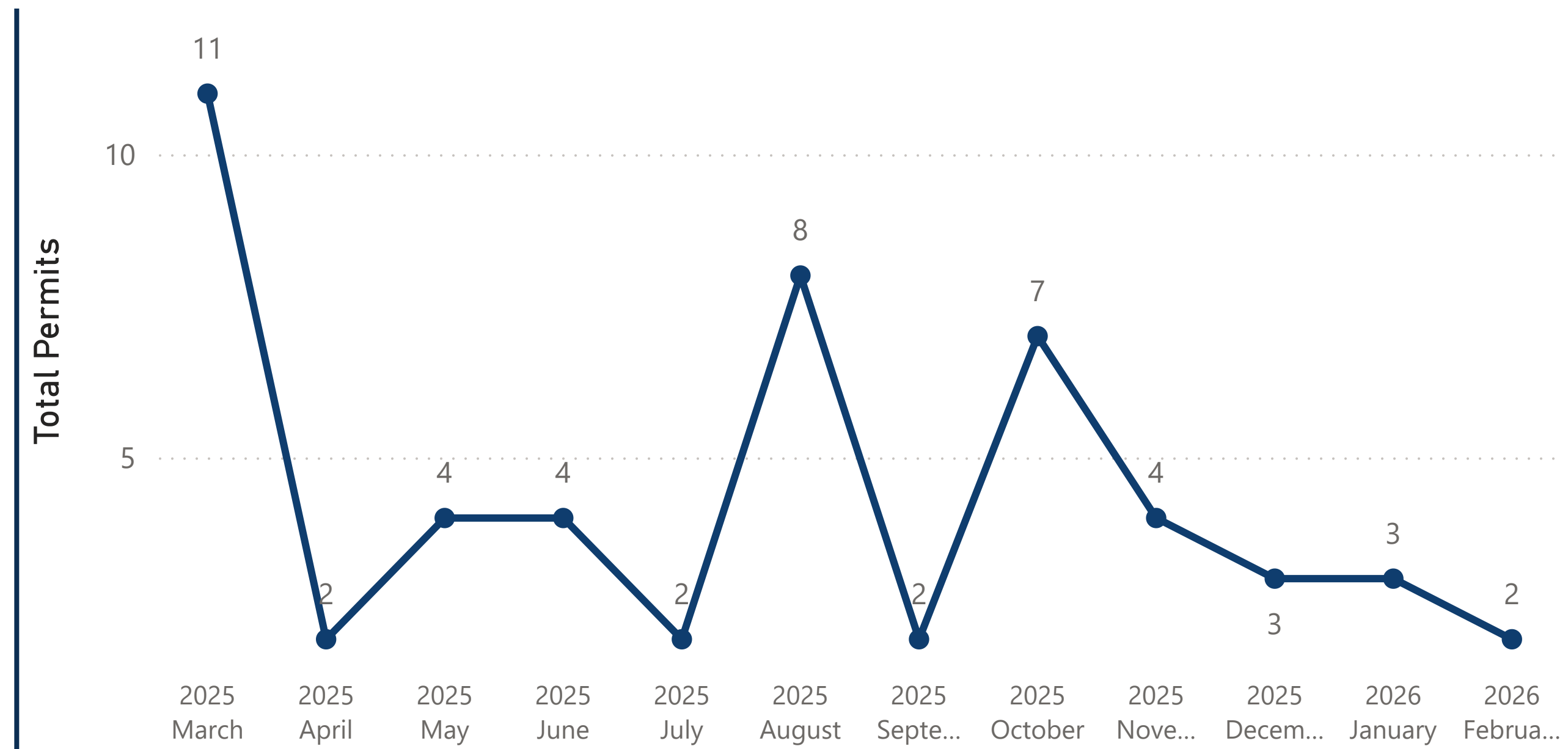
Sidewalk/Driveway (Residential) - Average Review Time (Business Days)



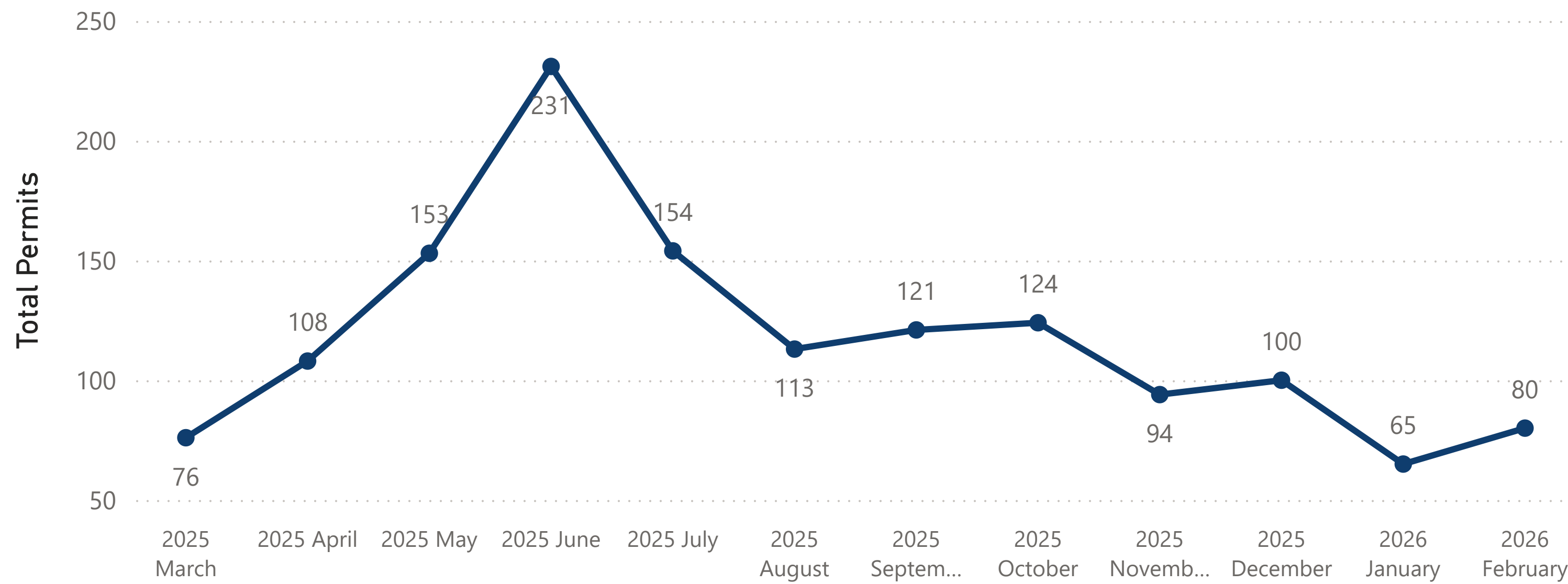
Building (Commercial) - Total Permits by Month



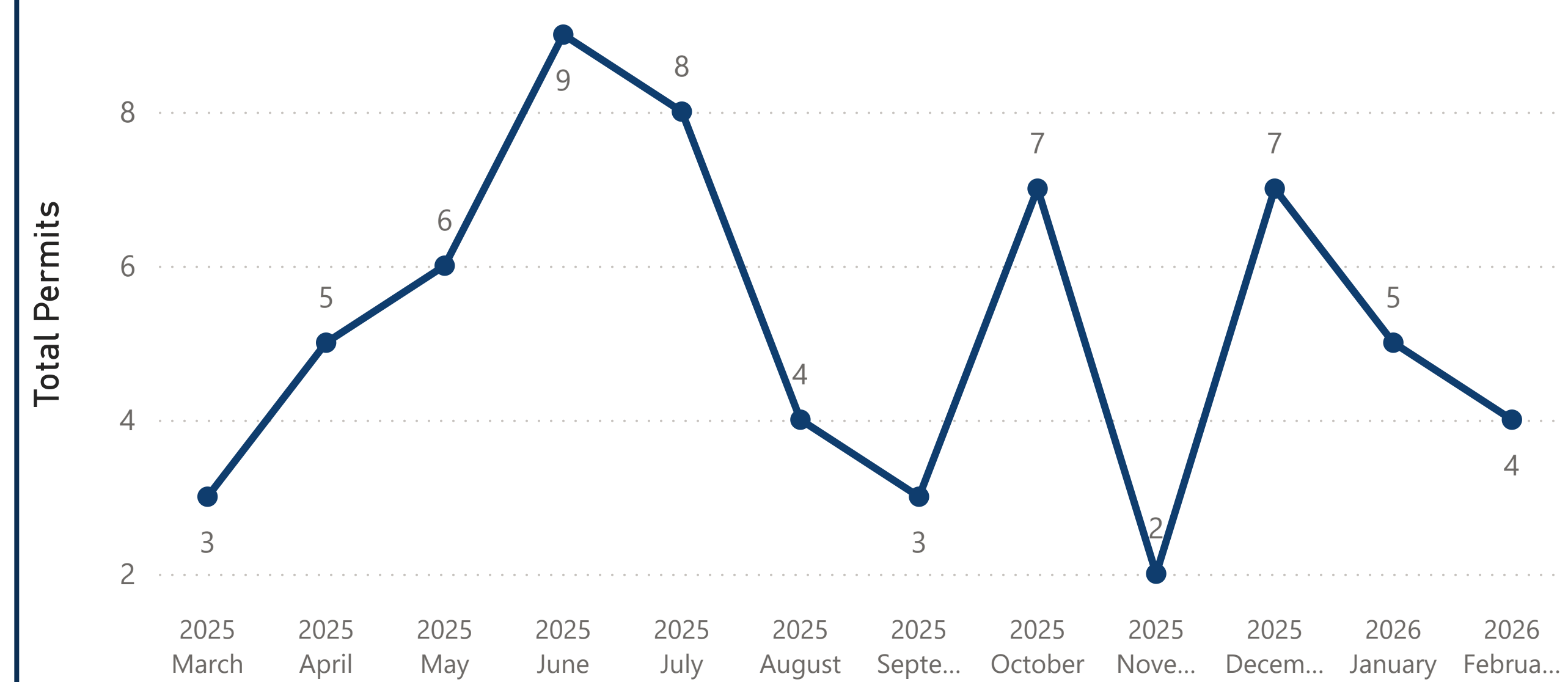
WSD - Total Permits by Month



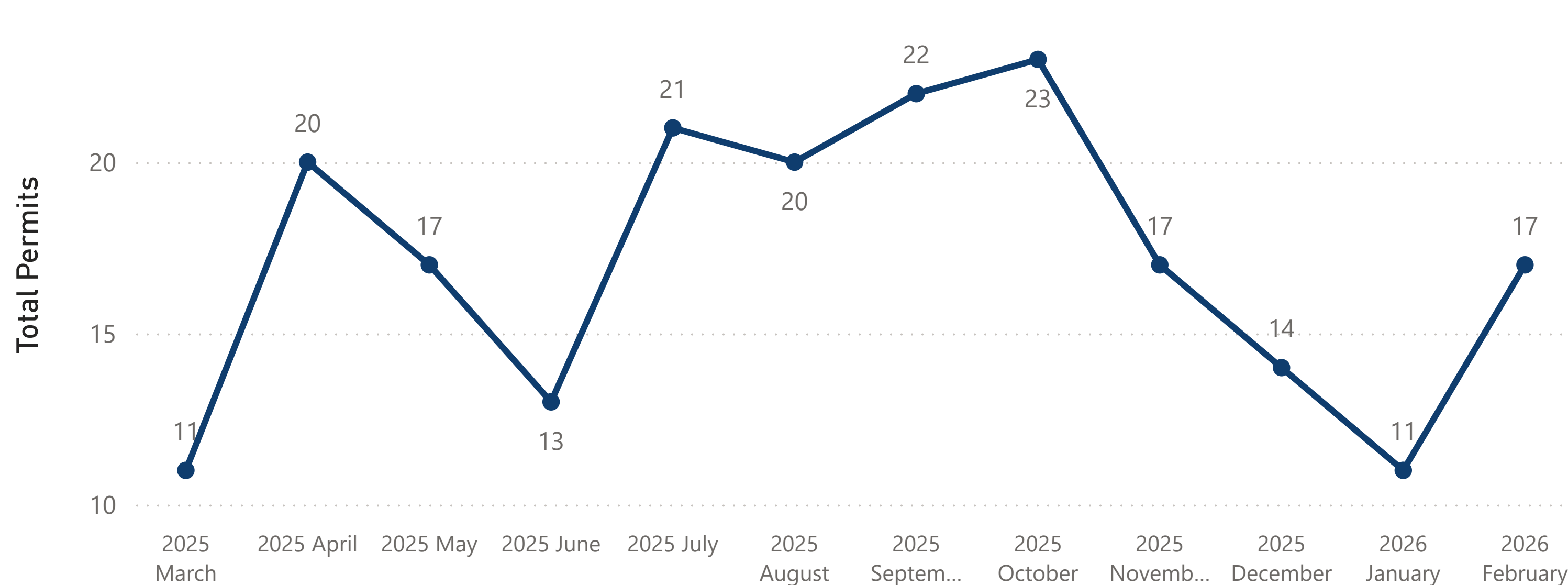
Building (Residential) - Total Permits by Month



Sidewalk/Driveway (Commercial) - Total Permits by Month



Zoning - Total Permits by Month



Sidewalk/Driveway (Residential) - Total Permits by Month

