

Average Turnaround Times for 1st Reviews

November 2025

Permit Type:	Building (Commercial)	Building (Residential)	Zoning	WSD	Sidewalk/Driveway (Commercial)	Sidewalk/Driveway (Residential)
Avg. Time for 1st Review (Business Days)	9	5	5	6	6	15

Building (Commercial) Permit 1st Review Times

Permit type	Building	Floodplain Review	Planning/Zoning	Water/Sewer/Drainage
<div>Building (Commercial)</div>				
Accessory Structure		5.00	4.00	3.00
Addendum	5.44		1.90	
Addition	10.00		8.50	10.00
Alteration	11.11		4.52	1.75
Alteration-Priority	2.40			
Fence or Wall Fence	10.00		5.00	10.00
New	11.67		6.67	11.00
New Multi Family	12.00			
Parking Lot	10.00		5.67	5.50
Repair	1.00			
Retaining Wall			1.00	1.00
Shell Building	11.00		5.00	11.00
Telecommunication and Broadcast Tower	8.00		1.00	1.00

Building (Residential) Permit 1st Review Times

Permit type	Building	Floodplain Review	Planning/Zoning	Water/Sewer/Drainage
<div>Building (Residential)</div>				
Accessory Structure	2.33	1.00	4.71	3.20
Addendum	2.60		1.80	4.00
Addition	3.07		5.21	4.93
Alteration	3.80	1.00	4.75	
Duplex	2.00		5.00	3.67
Indoor Storm Shelter	1.11			
New Single Family	2.38		4.57	3.92
Repair	1.00			
Retaining Wall			5.00	5.00

Zoning Permit 1st Review Times

Permit type	Planning/Zoning
<div>Zoning</div>	
Commercial	4.29
Residential	5.50

WSD Permit 1st Review Times

Permit type	Watershed Review
<div>Watershed</div>	
Commercial	5.50

Sidewalk/Driveway (Commercial) Permit 1st Review Times

Permit type	Streets and Stormwater
<div>Sidewalk/Driveway (Commercial)</div>	
Arterial	1.00
Non-Arterial	11.00

Sidewalk/Driveway (Residential) Permit 1st Review Times

Permit type	Planning/Zoning	Streets and Stormwater
<div>Sidewalk/Driveway (Residential)</div>		
Non-Arterial	6.57	9.83
Arterial		3.00

Total Reviews Completed

November 2025

Permit Type:	Building (Commercial)	Building (Residential)	Zoning	WSD	Sidewalk/Driveway (Commercial)	Sidewalk/Driveway (Residential)
Total Building Permits Reviewed	64	94	37	11	8	70

Building (Commercial)

Permit type	Total Permits
<div><div></div>Building (Commercial)</div>	64
Addendum	17
Addition	1
Alteration	20
Alteration-Priority	5
Fence or Wall Fence	1
New	4
New Multi Family	7
Parking Lot	2
Repair	2
Retaining Wall	1
Shell Building	1
Telecommunication and Broadcast Tower	3
Total	64

Building (Residential)

Permit type	Total Permits
<div><div></div>Building (Residential)</div>	94
Accessory Structure	6
Addendum	5
Addition	13
Alteration	17
Duplex	8
Indoor Storm Shelter	9
New Single Family	31
Repair	3
Retaining Wall	2
Total	94

Zoning

Permit type	Total Permits
<div><div></div>Zoning</div>	17
Commercial	7
Residential	10
Total	17

WSD

Permit type	Total Permits
<div><div></div>Watershed</div>	4
Commercial	4
Total	4

Sidewalk/Driveway (Commercial)

Permit type	Total Permits
<div><div></div>Sidewalk/Driveway (Commercial)</div>	2
Arterial	1
Non-Arterial	1
Total	2

Sidewalk/Driveway (Residential)

Permit type	Total Permits
<div><div></div>Sidewalk/Driveway (Residential)</div>	30
Arterial	1
Non-Arterial	29
Total	30

# Average Turnaround Times for 1st Reviews - 60 Day Avg.

Permit Type:	Building (Commercial)	Building (Residential)	Zoning	WSD	Sidewalk/Driveway (Commercial)	Sidewalk/Driveway (Residential)
Avg. Time for 1st Review (Business Days)	9	5	5	4	7	13

## Building (Commercial) Permit 1st Review Times

Permit type	Building	Floodplain Review	Planning/Zoning	Water/Sewer/Drainage
<div>Building (Commercial)</div>				
Accessory Structure	8.75	5.00	4.63	3.86
Addendum	5.03		2.63	6.00
Addition	9.33		7.00	7.33
Alteration	10.46		5.03	1.75
Alteration-Priority	2.63			
Fence or Wall Fence	10.00		7.50	10.00
New	11.55		7.85	7.30
New Multi Family	10.75		9.25	4.75
Parking Lot	9.80		5.67	7.20
Repair	1.00			
Retaining Wall			3.00	4.50
Shell Building	8.67		5.00	10.50
Telecommunication and Broadcast Tower	8.00		1.00	1.00

## Building (Residential) Permit 1st Review Times

Permit type	Building	Floodplain Review	Planning/Zoning	Water/Sewer/Drainage
<div>Building (Residential)</div>				
Accessory Structure	3.22	1.00	5.45	3.12
Addendum	2.00		1.69	1.75
Addition	3.08	4.00	4.88	3.77
Alteration	3.86	1.00	4.94	1.00
Duplex	1.63		5.38	3.69
Fence or Wall Fence	2.50		5.00	5.00
Indoor Storm Shelter	1.09			
New Single Family	3.02		4.96	3.58
Repair	1.00			
Retaining Wall			5.50	7.40
Townhouse	2.00		6.00	1.29

## Zoning Permit 1st Review Times

Permit type	Planning/Zoning
<div>Zoning</div>	
Commercial	5.00
Residential	5.27

## WSD Permit 1st Review Times

Permit type	Watershed Review
<div>Watershed</div>	
Commercial	3.78
Residential	5.00

## Sidewalk/Driveway (Commercial) Permit 1st Review Times

Permit type	Streets and Stormwater
<div>Sidewalk/Driveway (Commercial)</div>	
Arterial	6.00
Non-Arterial	11.50

## Sidewalk/Driveway (Residential) Permit 1st Review Times

Permit type	Planning/Zoning	Streets and Stormwater
<div>Sidewalk/Driveway (Residential)</div>		
Non-Arterial	6.62	9.29
Arterial		3.00



# Total Reviews Completed - Last 60 Days

Permit Type:	Building (Commercial)	Building (Residential)	Zoning	WSD	Sidewalk/Driveway (Commercial)	Sidewalk/Driveway (Residential)
Total Building Permits Reviewed	147	204	37	11	8	70

## Building (Commercial)

Permit type	Total Permits
<input type="checkbox"/> <b>Building (Commercial)</b>	<b>147</b>
Accessory Structure	5
Addendum	39
Addition	3
Alteration	48
Alteration-Priority	8
Fence or Wall Fence	2
New	12
New Multi Family	8
Parking Lot	5
Repair	3
Retaining Wall	2
Shell Building	4
Telecommunication and Broadcast Tower	8
<b>Total</b>	<b>147</b>

## Building (Residential)

Permit type	Total Permits
<input type="checkbox"/> <b>Building (Residential)</b>	<b>204</b>
Accessory Structure	19
Addendum	13
Addition	32
Alteration	30
Duplex	16
Fence or Wall Fence	2
Indoor Storm Shelter	11
New Single Family	56
Repair	6
Retaining Wall	5
Townhouse	14
<b>Total</b>	<b>204</b>

## Zoning

Permit type	Total Permits
<input type="checkbox"/> <b>Zoning</b>	<b>37</b>
Commercial	11
Residential	26
<b>Total</b>	<b>37</b>

## WSD

Permit type	Total Permits
<input type="checkbox"/> <b>Watershed</b>	<b>11</b>
Commercial	9
Residential	2
<b>Total</b>	<b>11</b>

## Sidewalk/Driveway (Commercial)

Permit type	Total Permits
<input type="checkbox"/> <b>Sidewalk/Driveway (Commercial)</b>	<b>8</b>
Arterial	6
Non-Arterial	2
<b>Total</b>	<b>8</b>

## Sidewalk/Driveway (Residential)

Permit type	Total Permits
<input type="checkbox"/> <b>Sidewalk/Driveway (Residential)</b>	<b>70</b>
Arterial	1
Non-Arterial	69
<b>Total</b>	<b>70</b>



# Average Turnaround Times for 1st Reviews - 90 Day Avg.

Permit Type:	Building (Commercial)	Building (Residential)	Zoning	WSD	Sidewalk/Driveway (Commercial)	Sidewalk/Driveway (Residential)
Avg. Time for 1st Review (Business Days)	9	6	6	4	8	12

## Building (Commercial) Permit 1st Review Times

Permit type	Building	Floodplain Review	Planning/Zoning	Water/Sewer/Drainage
<div>Building (Commercial)</div>				
Accessory Structure	9.27	5.00	5.00	4.23
Addendum	4.88		2.25	5.50
Addition	9.50		4.78	7.44
Alteration	9.81		4.52	2.83
Alteration-Priority	2.14			
Fence or Wall Fence	10.00		8.33	5.33
Foundation Only	7.00		1.00	2.00
New	11.07		5.94	6.12
New Multi Family	10.75		9.25	4.75
Parking Lot	9.67		6.00	7.50
Repair	1.00			
Retaining Wall			5.33	7.25
Shell Building	8.67		5.00	9.33
Telecommunication and Broadcast Tower	8.08		1.00	1.00

## Building (Residential) Permit 1st Review Times

Permit type	Building	Floodplain Review	Planning/Zoning	Water/Sewer/Drainage
<div>Building (Residential)</div>				
Accessory Structure	3.39	1.00	6.37	3.30
Addendum	2.43		2.16	2.20
Addition	3.71	2.00	5.94	3.58
Alteration	4.44	1.00	5.55	2.33
Deck	10.00		9.00	1.00
Duplex	3.27		6.85	3.88
Fence or Wall Fence	5.00		6.00	4.00
Indoor Storm Shelter	1.33			
Manufactured Home in a Park		1.00		
New Single Family	3.95		5.44	3.33
Repair	1.00			
Retaining Wall			6.38	5.50
Townhouse	2.00		6.00	1.29

## Zoning Permit 1st Review Times

Permit type	Planning/Zoning
<div>Zoning</div>	
Commercial	4.30
Residential	5.90

## WSD Permit 1st Review Times

Permit type	Floodplain Review	Watershed Review
<div>Watershed</div>		
Commercial	1.00	3.27
Residential		5.00

## Sidewalk/Driveway (Commercial) Permit 1st Review Times

Permit type	Streets and Stormwater
<div>Sidewalk/Driveway (Commercial)</div>	
Arterial	5.78
Non-Arterial	13.33

## Sidewalk/Driveway (Residential) Permit 1st Review Times

Permit type	Planning/Zoning	Streets and Stormwater
<div>Sidewalk/Driveway (Residential)</div>		
Non-Arterial	6.81	9.50
Arterial		5.33

# Total Reviews Completed - Last 90 Days

Permit Type:	Building (Commercial)	Building (Residential)	Zoning	WSD	Sidewalk/Driveway (Commercial)	Sidewalk/Driveway (Residential)
Total Building Permits Reviewed	264	338	62	13	12	126

## Building (Commercial)

Permit type	Total Permits
<input type="checkbox"/> <b>Building (Commercial)</b>	<b>264</b>
Accessory Structure	12
Addendum	57
Addition	9
Alteration	109
Alteration-Priority	14
Fence or Wall Fence	3
Foundation Only	1
New	17
New Multi Family	8
Parking Lot	6
Repair	7
Retaining Wall	4
Shell Building	4
Telecommunication and Broadcast Tower	13
<b>Total</b>	<b>264</b>

## Building (Residential)

Permit type	Total Permits
<input type="checkbox"/> <b>Building (Residential)</b>	<b>338</b>
Accessory Structure	30
Addendum	21
Addition	53
Alteration	51
Deck	1
Duplex	26
Fence or Wall Fence	5
Indoor Storm Shelter	12
Manufactured Home in a Park	4
New Single Family	97
Repair	16
Retaining Wall	8
Townhouse	14
<b>Total</b>	<b>338</b>

## Zoning

Permit type	Total Permits
<input type="checkbox"/> <b>Zoning</b>	<b>62</b>
Commercial	20
Residential	42
<b>Total</b>	<b>62</b>

## WSD

Permit type	Total Permits
<input type="checkbox"/> <b>Watershed</b>	<b>13</b>
Commercial	11
Residential	2
<b>Total</b>	<b>13</b>

## Sidewalk/Driveway (Commercial)

Permit type	Total Permits
<input type="checkbox"/> <b>Sidewalk/Driveway (Commercial)</b>	<b>12</b>
Arterial	9
Non-Arterial	3
<b>Total</b>	<b>12</b>

## Sidewalk/Driveway (Residential)

Permit type	Total Permits
<input type="checkbox"/> <b>Sidewalk/Driveway (Residential)</b>	<b>126</b>
Arterial	4
Non-Arterial	122
<b>Total</b>	<b>126</b>

# Average Turnaround Times for 1st Reviews - 180 Day Avg.

Permit Type:	Building (Commercial)	Building (Residential)	Zoning	WSD	Sidewalk/Driveway (Commercial)	Sidewalk/Driveway (Residential)
Avg. Time for 1st Review (Business Days)	9	8	7	3	9	10

## Building (Commercial) Permit 1st Review Times

Permit type	Building	Floodplain Review	Planning/Zoning	Water/Sewer/Drainage
Building (Commercial)				
Accessory Structure	10.05	3.00	4.93	5.17
Addendum	5.45		2.39	4.63
Addition	10.11		4.26	7.58
Alteration	10.51	1.00	4.26	4.43
Alteration-Priority	2.71			
Fence or Wall Fence	10.00		6.60	6.33
Foundation Only	8.50		3.00	6.00
New	12.48		6.25	6.88
New Multi Family	8.65		8.06	4.76
Parking Lot	10.00	1.00		8.00
Repair	1.00	1.00		
Retaining Wall			6.75	7.63
Shell Building	10.20		5.40	8.20
Telecommunication and Broadcast Tower	9.04	1.00	3.00	1.50

## Building (Residential) Permit 1st Review Times

Permit type	Building	Floodplain Review	Planning/Zoning	Water/Sewer/Drainage
Building (Residential)				
Accessory Structure	6.06	5.50	7.52	3.58
Addendum	2.78		2.67	2.27
Addition	6.49	2.00	7.54	3.53
Alteration	6.24	1.67	5.71	6.89
Deck	10.00		9.00	1.00
Duplex	7.44		7.85	3.78
Fence or Wall Fence	6.63		5.50	4.75
Indoor Storm Shelter	1.79			
Manufactured Home in a Park		1.00		
Manufactured Housing Unit	5.00		5.00	1.00
New Single Family	6.43		7.27	4.13
Repair	1.00	1.00		
Retaining Wall			6.42	6.00
Townhouse	8.50		8.23	1.05

## Zoning Permit 1st Review Times

Permit type	Planning/Zoning
Zoning	
Commercial	5.79
Residential	7.00

## WSD Permit 1st Review Times

Permit type	Floodplain Review	Watershed Review
Watershed		
Commercial	1.67	3.26
Residential		3.50

## Sidewalk/Driveway (Commercial) Permit 1st Review Times

Permit type	Streets and Stormwater
Sidewalk/Driveway (Commercial)	
Arterial	8.05
Non-Arterial	13.00

## Sidewalk/Driveway (Residential) Permit 1st Review Times

Permit type	Planning/Zoning	Streets and Stormwater
Sidewalk/Driveway (Residential)		
Non-Arterial	7.93	9.41
Arterial		5.33



# Total Reviews Completed - Last 180 Days

Permit Type:	Building (Commercial)	Building (Residential)	Zoning	WSD	Sidewalk/Driveway (Commercial)	Sidewalk/Driveway (Residential)
Total Building Permits Reviewed	617	829	116	27	31	292

## Building (Commercial)

Permit type	Total Permits
<input type="checkbox"/> <b>Building (Commercial)</b>	<b>617</b>
Accessory Structure	44
Addendum	132
Addition	19
Alteration	239
Alteration-Priority	28
Fence or Wall Fence	6
Foundation Only	2
New	37
New Multi Family	17
Parking Lot	13
Repair	40
Retaining Wall	8
Shell Building	6
Telecommunication and Broadcast Tower	26
<b>Total</b>	<b>617</b>

## Building (Residential)

Permit type	Total Permits
<input type="checkbox"/> <b>Building (Residential)</b>	<b>829</b>
Accessory Structure	71
Addendum	55
Addition	134
Alteration	108
Deck	1
Duplex	81
Fence or Wall Fence	8
Indoor Storm Shelter	20
Manufactured Home in a Park	4
Manufactured Housing Unit	1
New Single Family	211
Repair	39
Retaining Wall	12
Townhouse	84
<b>Total</b>	<b>829</b>

## Zoning

Permit type	Total Permits
<input type="checkbox"/> <b>Zoning</b>	<b>116</b>
Commercial	42
Residential	74
<b>Total</b>	<b>116</b>

## WSD

Permit type	Total Permits
<input type="checkbox"/> <b>Watershed</b>	<b>27</b>
Commercial	23
Residential	4
<b>Total</b>	<b>27</b>

## Sidewalk/Driveway (Commercial)

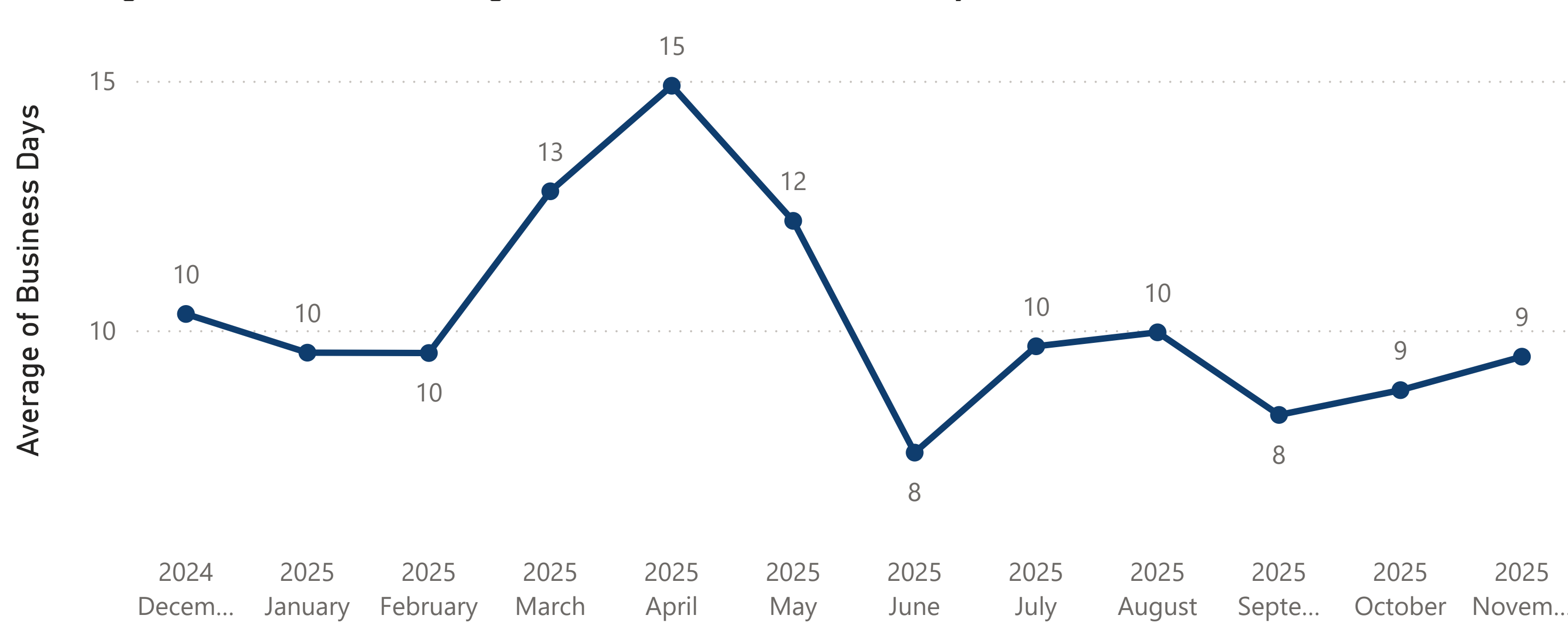
Permit type	Total Permits
<input type="checkbox"/> <b>Sidewalk/Driveway (Commercial)</b>	<b>31</b>
Arterial	19
Non-Arterial	12
<b>Total</b>	<b>31</b>

## Sidewalk/Driveway (Residential)

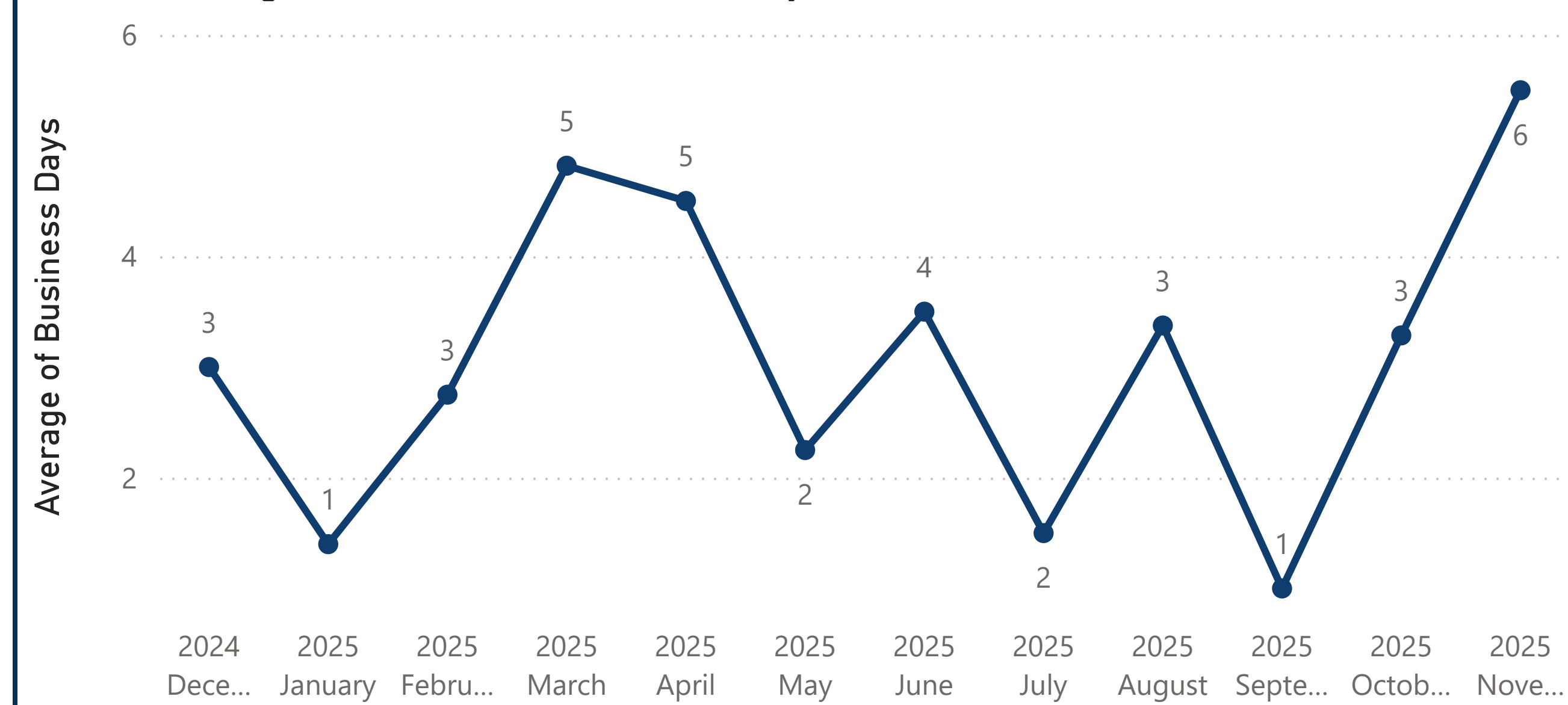
Permit type	Total Permits
<input type="checkbox"/> <b>Sidewalk/Driveway (Residential)</b>	<b>292</b>
Arterial	5
Non-Arterial	287
<b>Total</b>	<b>292</b>



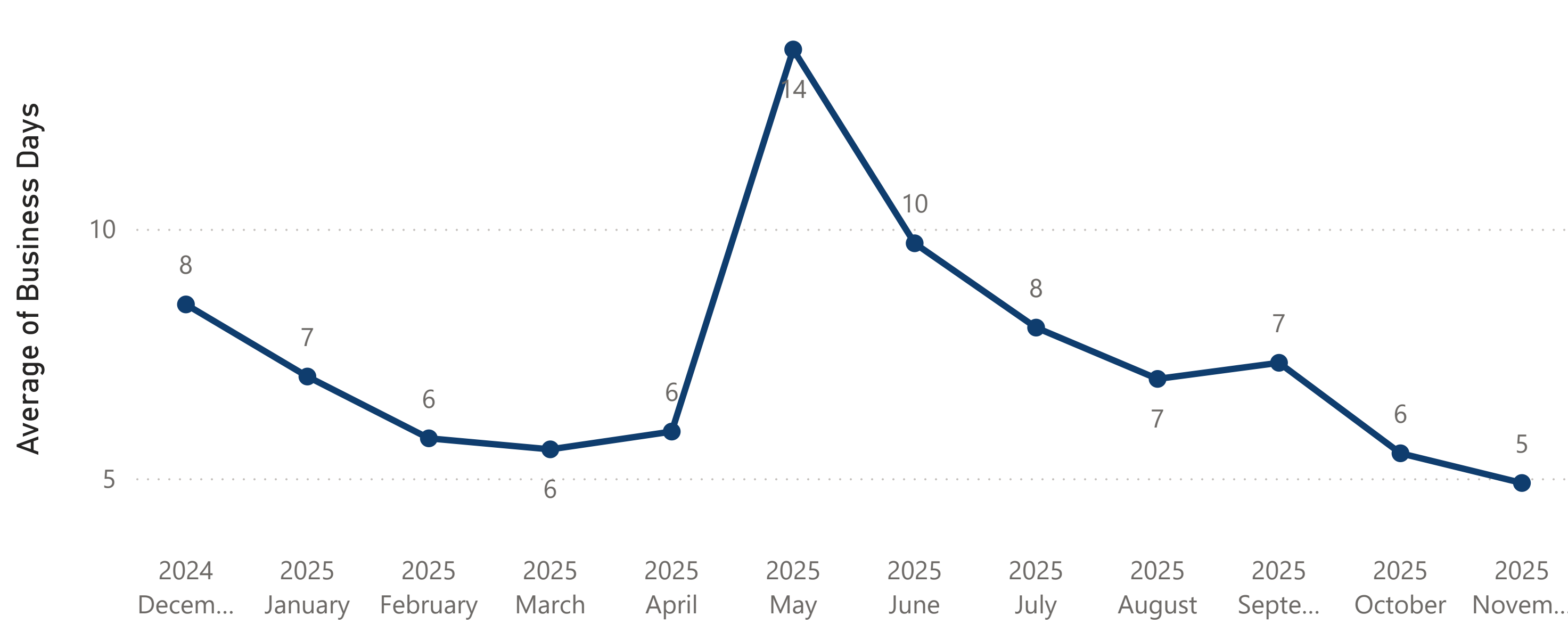
Building (Commercial) - Average Review Time (Business Days)



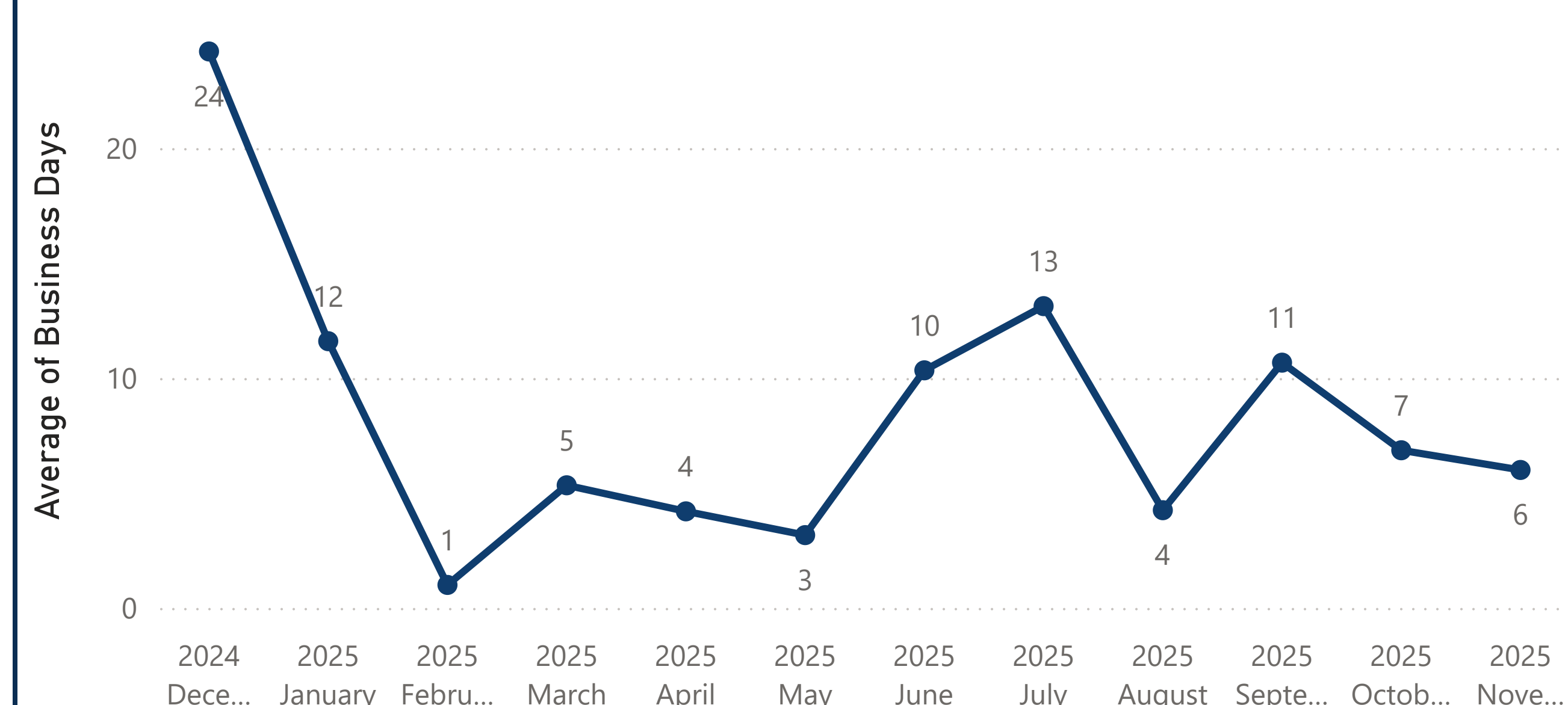
WSD - Average Review Time (Business Days)



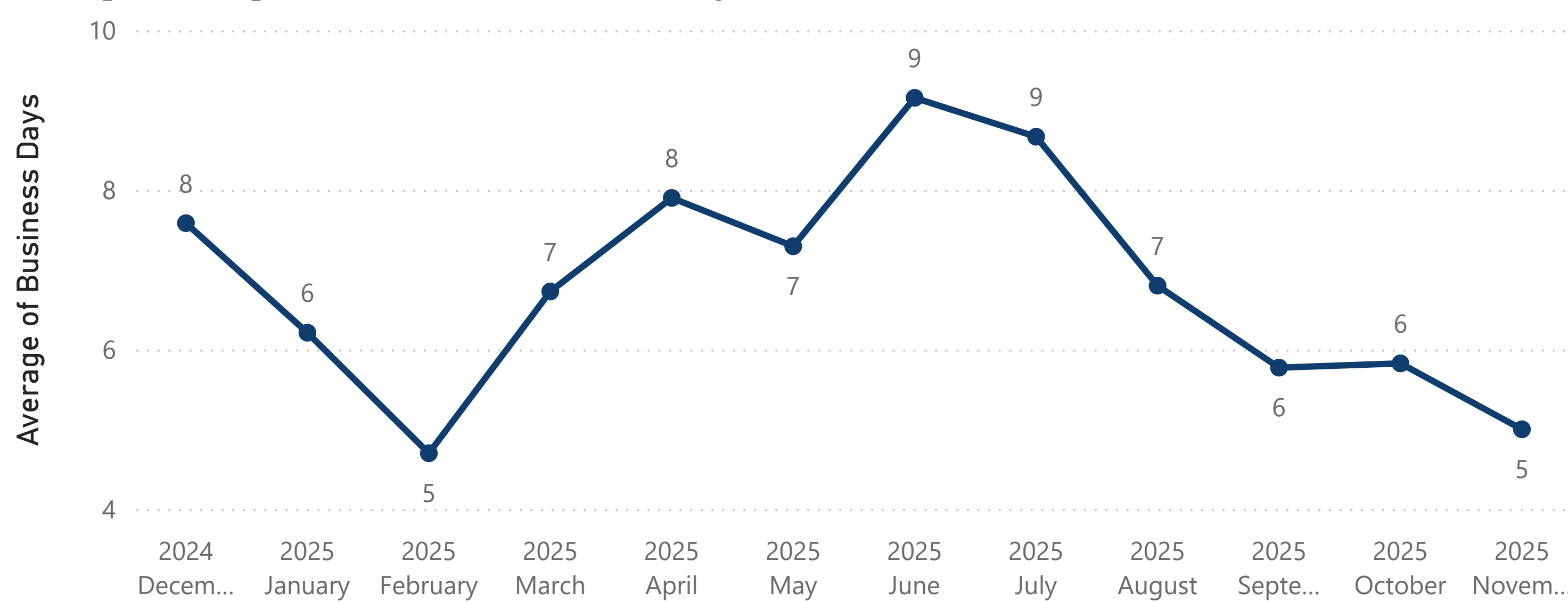
Building (Residential) - Average Review Time (Business Days)



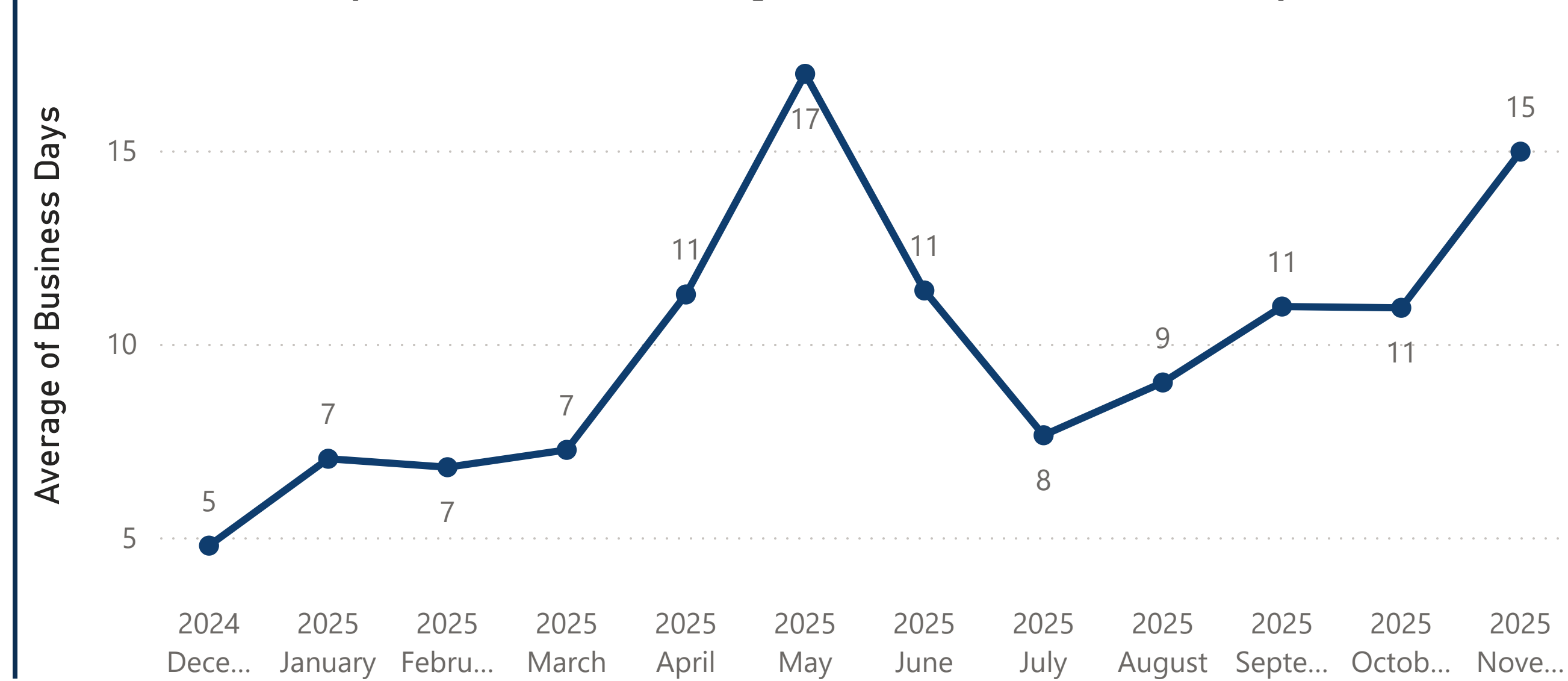
Sidewalk/Driveway (Commercial) - Average Review Time (Business Days)



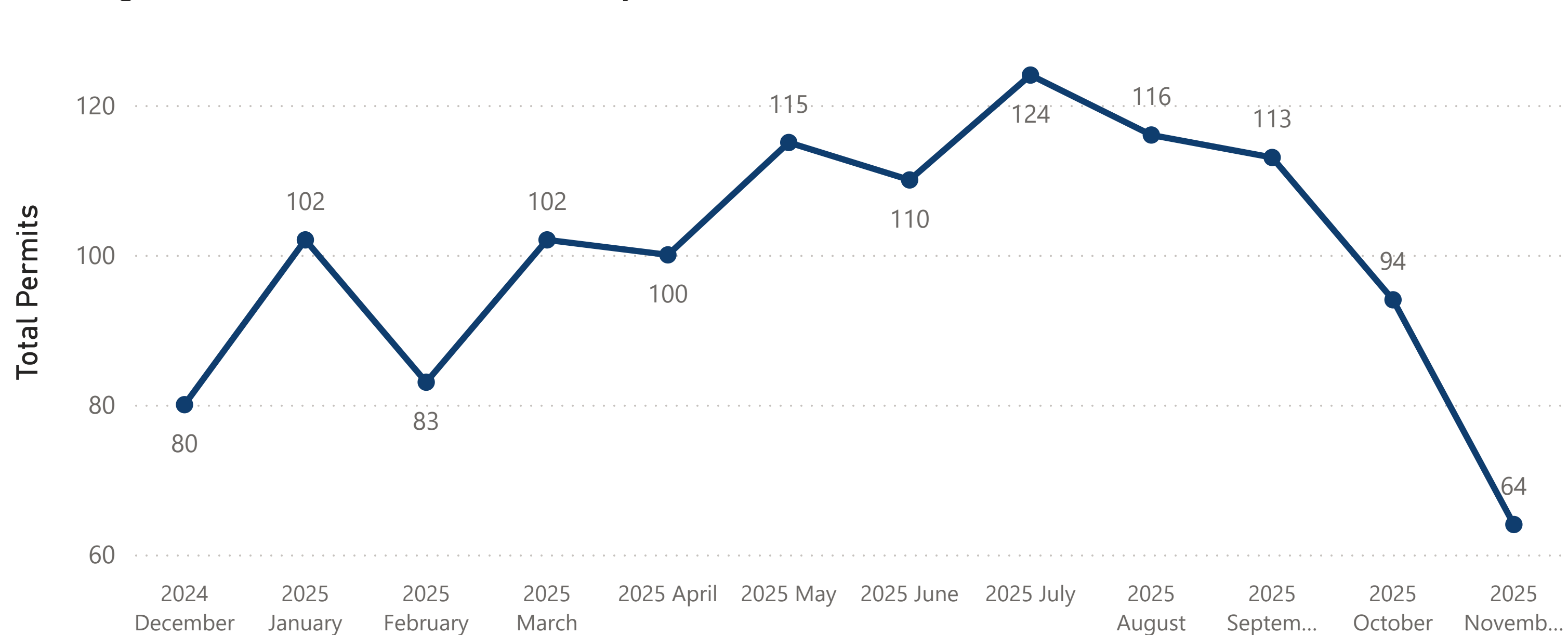
Zoning - Average Review Time (Business Days)



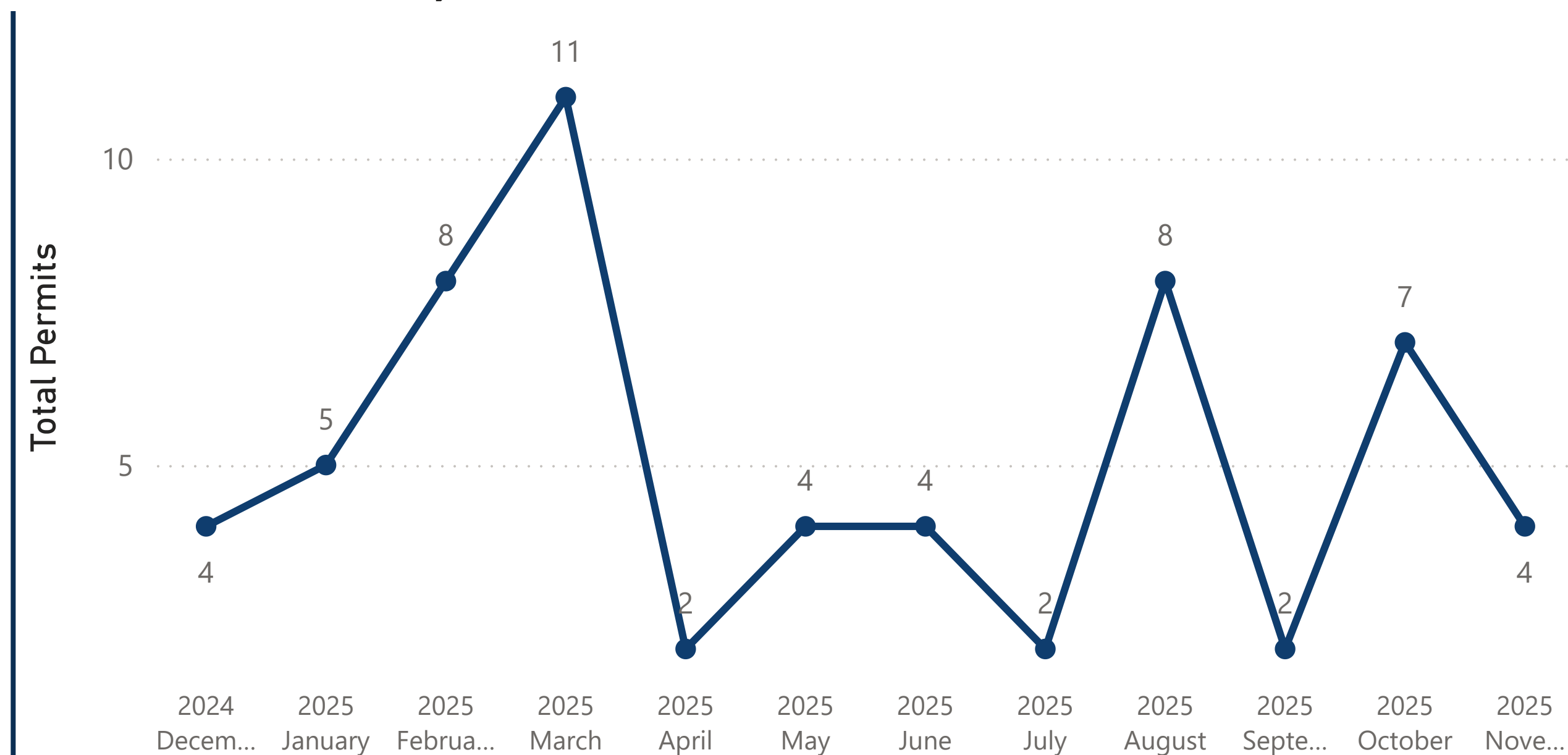
Sidewalk/Driveway (Residential) - Average Review Time (Business Days)



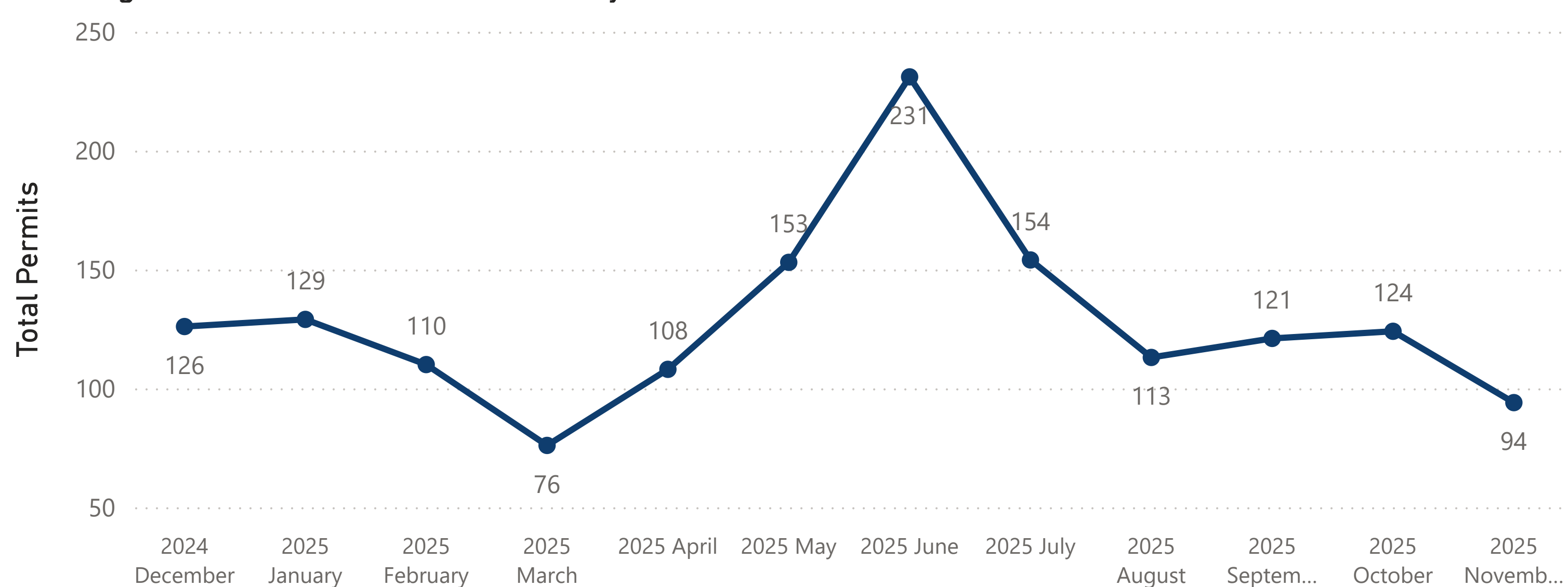
Building (Commercial) - Total Permits by Month



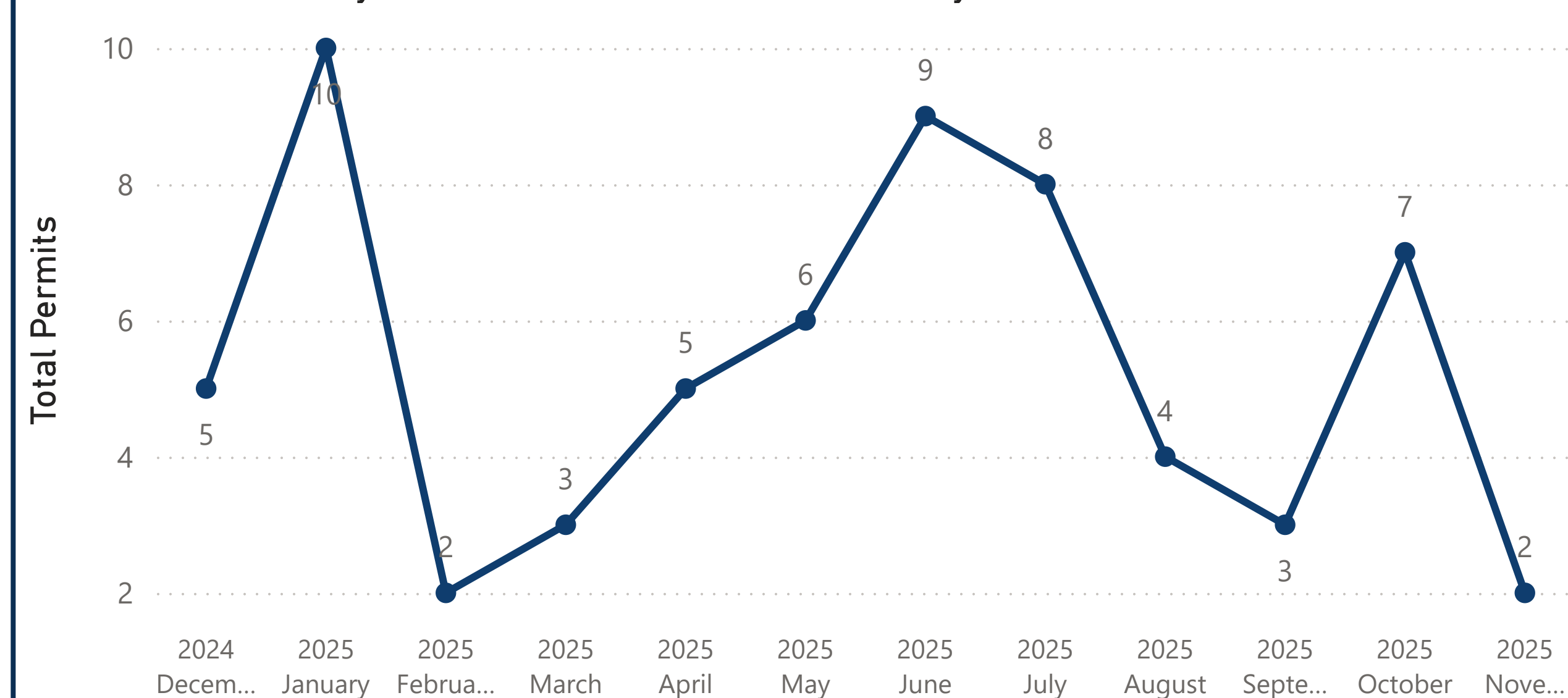
WSD - Total Permits by Month



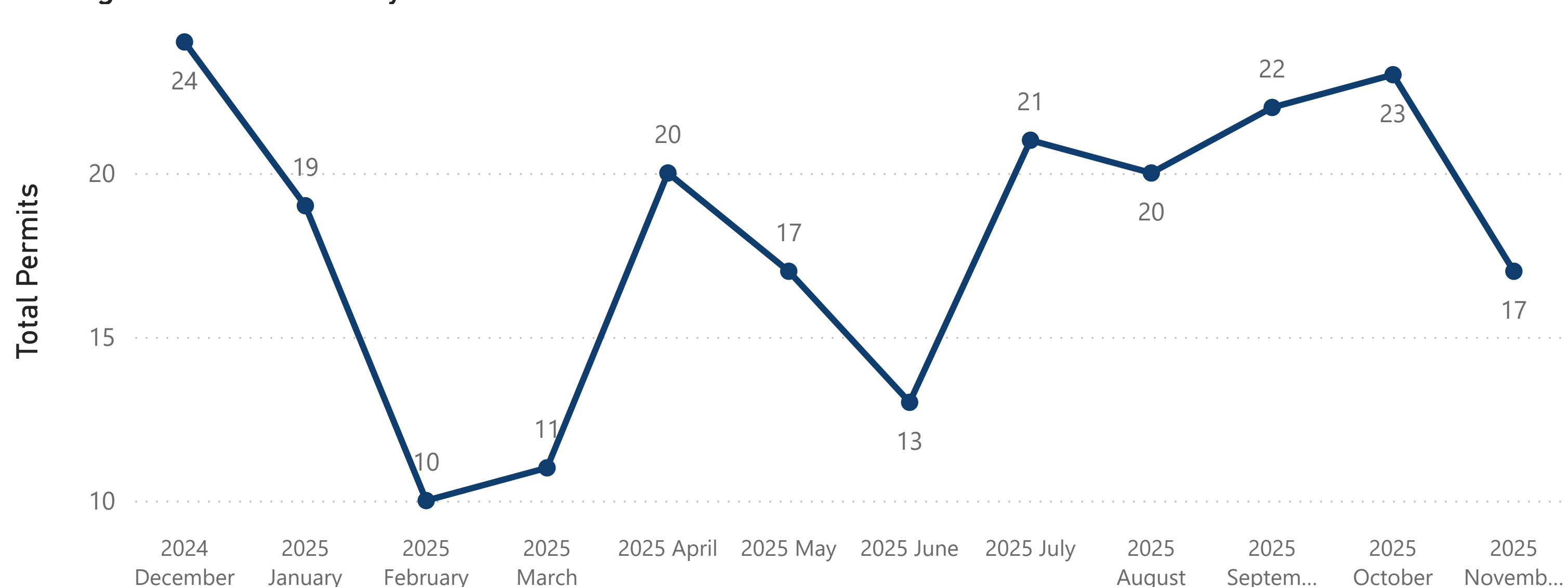
Building (Residential) - Total Permits by Month



Sidewalk/Driveway (Commercial) - Total Permits by Month



Zoning - Total Permits by Month



Sidewalk/Driveway (Residential) - Total Permits by Month

