



# Average Turnaround Times for 1st Reviews

July 2025

Permit Type:	Building (Commercial)	Building (Residential)	Zoning	WSD	Sidewalk/Driveway (Commercial)	Sidewalk/Driveway (Residential)
Avg. Time for 1st Review (Business Days)	10	8	9	2	13	7

### Building (Commercial) Permit 1st Review Times

Permit type	Building	Floodplain Review	Planning/Zoning	Water/Sewer/Drainage
<input type="checkbox"/> <b>Building (Commercial)</b>				
Accessory Structure	10.50	1.00	5.39	5.06
Addendum	6.45		2.70	4.25
Addition	11.00		3.50	6.50
Alteration	10.86		4.52	9.00
Alteration-Priority	3.00			
Fence or Wall Fence	10.00			5.00
New	11.00		7.83	8.43
New Multi Family			5.00	4.00
Parking Lot	11.00	1.00	5.00	6.00
Repair	1.00			
Retaining Wall			2.00	6.00
Shell Building	12.50		6.00	6.50
Telecommunication and Broadcast Tower	10.00	1.00	7.00	2.00

### Building (Residential) Permit 1st Review Times

Permit type	Building	Floodplain Review	Planning/Zoning	Water/Sewer/Drainage
<input type="checkbox"/> <b>Building (Residential)</b>				
Accessory Structure	9.07		9.86	3.90
Addendum	3.00		3.00	2.00
Addition	8.59		9.28	2.59
Alteration	8.29	3.00	7.08	10.50
Duplex	7.17		6.96	3.08
Fence or Wall Fence	10.00		6.00	6.00
Indoor Storm Shelter	2.75			
New Single Family	7.77		7.58	3.75
Repair	1.00	1.00		
Retaining Wall			6.67	7.67

### Zoning Permit 1st Review Times

Permit type	Planning/Zoning
<input type="checkbox"/> <b>Zoning</b>	
Commercial	7.44
Residential	9.58

### WSD Permit 1st Review Times

Permit type	Floodplain Review	Watershed Review
<input type="checkbox"/> <b>Watershed</b>		
Commercial	3.00	1.00
Residential		2.00

### Sidewalk/Driveway (Commercial) Permit 1st Review Times

Permit type	Streets and Stormwater
<input type="checkbox"/> <b>Sidewalk/Driveway (Commercial)</b>	
Arterial	16.60
Non-Arterial	13.67

### Sidewalk/Driveway (Residential) Permit 1st Review Times

Permit type	Planning/Zoning	Streets and Stormwater
<input type="checkbox"/> <b>Sidewalk/Driveway (Residential)</b>		
Non-Arterial	10.00	9.84

Total Reviews Completed

July 2025

Permit Type:	Building (Commercial)	Building (Residential)	Zoning	WSD	Sidewalk/Driveway (Commercial)	Sidewalk/Driveway (Residential)
Total Building Permits Reviewed	124	154	34	6	17	136

Building (Commercial)

Permit type	Total Permits
<div><div></div>Building (Commercial)</div>	124
Accessory Structure	16
Addendum	47
Addition	2
Alteration	40
Alteration-Priority	2
Fence or Wall Fence	1
New	7
Parking Lot	2
Repair	3
Retaining Wall	1
Shell Building	2
Telecommunication and Broadcast Tower	1
Total	124

Building (Residential)

Permit type	Total Permits
<div><div></div>Building (Residential)</div>	154
Accessory Structure	16
Addendum	11
Addition	31
Alteration	23
Duplex	24
Fence or Wall Fence	1
Indoor Storm Shelter	4
New Single Family	33
Repair	8
Retaining Wall	3
Total	154

Zoning

Permit type	Total Permits
<div><div></div>Zoning</div>	21
Commercial	9
Residential	12
Total	21

WSD

Permit type	Total Permits
<div><div></div>Watershed</div>	2
Commercial	1
Residential	1
Total	2

Sidewalk/Driveway (Commercial)

Permit type	Total Permits
<div><div></div>Sidewalk/Driveway (Commercial)</div>	8
Arterial	5
Non-Arterial	3
Total	8

Sidewalk/Driveway (Residential)

Permit type	Total Permits
<div><div></div>Sidewalk/Driveway (Residential)</div>	33
Non-Arterial	33
Total	33

# Average Turnaround Times for 1st Reviews - 60 Day Avg.

Permit Type:	Building (Commercial)	Building (Residential)	Zoning	WSD	Sidewalk/Driveway (Commercial)	Sidewalk/Driveway (Residential)
Avg. Time for 1st Review (Business Days)	9	9	9	3	12	11

## Building (Commercial) Permit 1st Review Times

Permit type	Building	Floodplain Review	Planning/Zoning	Water/Sewer/Drainage
<div>Building (Commercial)</div>				
Accessory Structure	10.60	1.00	4.83	5.61
Addendum	6.18		2.64	4.33
Addition	13.00		4.40	7.80
Alteration	10.82	1.00	4.26	5.50
Alteration-Priority	2.83			
Fence or Wall Fence	10.00		3.00	7.50
New	13.93		7.54	8.07
New Multi Family	10.50		6.43	5.13
Parking Lot	10.50	1.00	2.75	8.50
Repair	1.00	1.00		
Retaining Wall			5.50	7.33
Shell Building	12.50		6.00	6.50
Telecommunication and Broadcast Tower	10.00	1.00	4.00	2.00

## Building (Residential) Permit 1st Review Times

Permit type	Building	Floodplain Review	Planning/Zoning	Water/Sewer/Drainage
<div>Building (Residential)</div>				
Accessory Structure	9.32	10.00	9.69	3.88
Addendum	3.56		3.68	2.30
Addition	9.04		9.53	3.35
Alteration	8.68	3.00	6.15	8.25
Duplex	9.57		8.54	4.00
Fence or Wall Fence	9.00		4.67	6.00
Indoor Storm Shelter	3.50			
New Single Family	9.22		9.17	5.06
Repair	1.00	1.00		
Retaining Wall			6.67	7.67
Townhouse	9.80		8.67	1.00

## Zoning Permit 1st Review Times

Permit type	Planning/Zoning
<div>Zoning</div>	
Commercial	7.15
Residential	9.75

## WSD Permit 1st Review Times

Permit type	Floodplain Review	Watershed Review
<div>Watershed</div>		
Commercial	3.00	3.00
Residential		2.00

## Sidewalk/Driveway (Commercial) Permit 1st Review Times

Permit type	Streets and Stormwater
<div>Sidewalk/Driveway (Commercial)</div>	
Arterial	13.43
Non-Arterial	12.56

## Sidewalk/Driveway (Residential) Permit 1st Review Times

Permit type	Planning/Zoning	Streets and Stormwater
<div>Sidewalk/Driveway (Residential)</div>		
Non-Arterial	9.21	9.34





# Total Reviews Completed - Last 60 Days

Permit Type:	Building (Commercial)	Building (Residential)	Zoning	WSD	Sidewalk/Driveway (Commercial)	Sidewalk/Driveway (Residential)
Total Building Permits Reviewed	234	385	34	6	17	136

## Building (Commercial)

Permit type	Total Permits
<input type="checkbox"/> <b>Building (Commercial)</b>	<b>234</b>
Accessory Structure	21
Addendum	57
Addition	3
Alteration	77
Alteration-Priority	6
Fence or Wall Fence	3
New	15
New Multi Family	2
Parking Lot	4
Repair	32
Retaining Wall	2
Shell Building	2
Telecommunication and Broadcast Tower	10
<b>Total</b>	<b>234</b>

## Building (Residential)

Permit type	Total Permits
<input type="checkbox"/> <b>Building (Residential)</b>	<b>385</b>
Accessory Structure	27
Addendum	27
Addition	56
Alteration	38
Duplex	48
Fence or Wall Fence	2
Indoor Storm Shelter	6
New Single Family	91
Repair	17
Retaining Wall	3
Townhouse	70
<b>Total</b>	<b>385</b>

## Zoning

Permit type	Total Permits
<input type="checkbox"/> <b>Zoning</b>	<b>34</b>
Commercial	13
Residential	21
<b>Total</b>	<b>34</b>

## WSD

Permit type	Total Permits
<input type="checkbox"/> <b>Watershed</b>	<b>6</b>
Commercial	4
Residential	2
<b>Total</b>	<b>6</b>

## Sidewalk/Driveway (Commercial)

Permit type	Total Permits
<input type="checkbox"/> <b>Sidewalk/Driveway (Commercial)</b>	<b>17</b>
Arterial	7
Non-Arterial	10
<b>Total</b>	<b>17</b>

## Sidewalk/Driveway (Residential)

Permit type	Total Permits
<input type="checkbox"/> <b>Sidewalk/Driveway (Residential)</b>	<b>136</b>
Non-Arterial	136
<b>Total</b>	<b>136</b>

# Average Turnaround Times for 1st Reviews - 90 Day Avg.

Permit Type:	Building (Commercial)	Building (Residential)	Zoning	WSD	Sidewalk/Driveway (Commercial)	Sidewalk/Driveway (Residential)
Avg. Time for 1st Review (Business Days)	10	10	8	3	10	12

## Building (Commercial) Permit 1st Review Times

Permit type	Building	Floodplain Review	Planning/Zoning	Water/Sewer/Drainage
<div>Building (Commercial)</div>				
Accessory Structure	10.64	1.00	4.76	5.84
Addendum	6.20		2.79	5.00
Addition	13.14		4.88	7.25
Alteration	10.56	1.00	5.08	6.38
Alteration-Priority	2.50			
Fence or Wall Fence	10.00		5.20	5.33
New	13.90	3.00	6.14	7.71
New Multi Family	10.50		5.75	5.13
Outdoor Storm Shelter	10.00		5.00	
Parking Lot	10.57	1.00	3.17	8.71
Repair	1.00	1.00		
Retaining Wall			4.00	6.50
Shell Building	12.50		6.00	6.50
Telecommunication and Broadcast Tower	10.15	1.00	4.00	2.00

## Building (Residential) Permit 1st Review Times

Permit type	Building	Floodplain Review	Planning/Zoning	Water/Sewer/Drainage
<div>Building (Residential)</div>				
Accessory Structure	8.05	10.00	8.45	3.56
Addendum	3.33		3.41	2.13
Addition	8.64		9.12	3.13
Alteration	7.98	6.50	6.29	8.60
Deck	7.00		8.00	
Duplex	8.74		8.09	3.60
Fence or Wall Fence	9.00		4.67	6.00
Indoor Storm Shelter	2.80			
Manufactured Housing Unit	5.00		5.00	12.00
New Single Family	8.58	4.29	8.56	4.87
Outdoor Storm Shelter	3.67		4.00	1.00
Repair	1.00	1.00		
Retaining Wall			5.67	4.50
Townhouse	9.64		8.81	1.00

## Zoning Permit 1st Review Times

Permit type	Planning/Zoning
<div>Zoning</div>	
Commercial	6.95
Residential	8.86

## WSD Permit 1st Review Times

Permit type	Floodplain Review	Watershed Review
<div>Watershed</div>		
Commercial	2.00	2.50
Residential		2.00

## Sidewalk/Driveway (Commercial) Permit 1st Review Times

Permit type	Streets and Stormwater
<div>Sidewalk/Driveway (Commercial)</div>	
Arterial	9.27
Non-Arterial	12.30

## Sidewalk/Driveway (Residential) Permit 1st Review Times

Permit type	Planning/Zoning	Streets and Stormwater
<div>Sidewalk/Driveway (Residential)</div>		
Non-Arterial	7.96	9.07

# Total Reviews Completed - Last 90 Days

Permit Type:	Building (Commercial)	Building (Residential)	Zoning	WSD	Sidewalk/Driveway (Commercial)	Sidewalk/Driveway (Residential)
Total Building Permits Reviewed	336	514	49	10	22	175

## Building (Commercial)

Permit type	Total Permits
<input type="checkbox"/> <b>Building (Commercial)</b>	<b>336</b>
Accessory Structure	27
Addendum	79
Addition	8
Alteration	121
Alteration-Priority	12
Fence or Wall Fence	6
New	22
New Multi Family	2
Outdoor Storm Shelter	1
Parking Lot	7
Repair	33
Retaining Wall	3
Shell Building	2
Telecommunication and Broadcast Tower	13
<b>Total</b>	<b>336</b>

## Building (Residential)

Permit type	Total Permits
<input type="checkbox"/> <b>Building (Residential)</b>	<b>514</b>
Accessory Structure	41
Addendum	36
Addition	66
Alteration	57
Deck	2
Duplex	57
Fence or Wall Fence	4
Indoor Storm Shelter	15
Manufactured Housing Unit	1
New Single Family	132
Outdoor Storm Shelter	3
Repair	21
Retaining Wall	6
Townhouse	73
<b>Total</b>	<b>514</b>

## Zoning

Permit type	Total Permits
<input type="checkbox"/> <b>Zoning</b>	<b>49</b>
Commercial	19
Residential	30
<b>Total</b>	<b>49</b>

## WSD

Permit type	Total Permits
<input type="checkbox"/> <b>Watershed</b>	<b>10</b>
Commercial	8
Residential	2
<b>Total</b>	<b>10</b>

## Sidewalk/Driveway (Commercial)

Permit type	Total Permits
<input type="checkbox"/> <b>Sidewalk/Driveway (Commercial)</b>	<b>22</b>
Arterial	11
Non-Arterial	11
<b>Total</b>	<b>22</b>

## Sidewalk/Driveway (Residential)

Permit type	Total Permits
<input type="checkbox"/> <b>Sidewalk/Driveway (Residential)</b>	<b>175</b>
Non-Arterial	175
<b>Total</b>	<b>175</b>



# Average Turnaround Times for 1st Reviews - 180 Day Avg.

Permit Type:	Building (Commercial)	Building (Residential)	Zoning	WSD	Sidewalk/Driveway (Commercial)	Sidewalk/Driveway (Residential)
Avg. Time for 1st Review (Business Days)	11	9	8	4	8	11

## Building (Commercial) Permit 1st Review Times

Permit type	Building	Floodplain Review	Planning/Zoning	Water/Sewer/Drainage
Building (Commercial)				
Accessory Structure	10.98	1.00	4.87	5.69
Addendum	5.88		2.89	4.18
Addition	13.25		5.29	7.13
Alteration	10.88	2.20	5.11	7.57
Alteration-Priority	2.83			
Fence or Wall Fence	10.00		5.29	5.33
Foundation Only	11.00		5.33	6.67
New	13.53	2.00	25.00	7.95
New Multi Family	9.50		5.00	3.33
Outdoor Storm Shelter	10.00		5.00	1.00
Parking Lot	10.30	1.00		8.56
Repair	1.00	1.00		
Retaining Wall			5.25	7.00
Shell Building	12.00		5.67	7.67
Telecommunication and Broadcast Tower	10.36	1.00	4.00	2.00

## Building (Residential) Permit 1st Review Times

Permit type	Building	Floodplain Review	Planning/Zoning	Water/Sewer/Drainage
Building (Residential)				
Accessory Structure	7.29	10.00	7.56	3.52
Addendum	3.15		3.49	2.42
Addition	7.36		7.70	3.09
Alteration	6.88	6.50	5.42	8.64
Deck	6.75		7.50	1.00
Duplex	7.83		7.39	3.58
Fence or Wall Fence	5.83		4.33	5.67
Foundation Only	5.00		1.00	1.00
Indoor Storm Shelter	2.38			
Manufactured Housing Unit	6.00		5.67	7.33
New Single Family	6.92	4.29	7.17	4.16
Outdoor Storm Shelter	4.43		4.57	2.43
Repair	1.00	1.00		
Retaining Wall			5.20	4.30
Townhouse	9.68		8.87	1.24

## Zoning Permit 1st Review Times

Permit type	Planning/Zoning
Zoning	
Commercial	7.34
Residential	7.51

## WSD Permit 1st Review Times

Permit type	Floodplain Review	Watershed Review
Watershed		
Commercial	2.00	3.37
Residential		3.00

## Sidewalk/Driveway (Commercial) Permit 1st Review Times

Permit type	Streets and Stormwater
Sidewalk/Driveway (Commercial)	
Arterial	8.00
Non-Arterial	9.00

## Sidewalk/Driveway (Residential) Permit 1st Review Times

Permit type	Planning/Zoning	Streets and Stormwater
Sidewalk/Driveway (Residential)		
Non-Arterial	8.13	8.83
Arterial		10.00

# Total Reviews Completed - Last 180 Days

Permit Type:	Building (Commercial)	Building (Residential)	Zoning	WSD	Sidewalk/Driveway (Commercial)	Sidewalk/Driveway (Residential)
Total Building Permits Reviewed	634	832	92	31	33	295

## Building (Commercial)

Permit type	Total Permits
<input type="checkbox"/> Building (Commercial)	634
Accessory Structure	48
Addendum	147
Addition	14
Alteration	245
Alteration-Priority	30
Fence or Wall Fence	9
Foundation Only	3
New	39
New Multi Family	12
Outdoor Storm Shelter	1
Parking Lot	10
Repair	44
Retaining Wall	4
Shell Building	3
Telecommunication and Broadcast Tower	25
Total	634

## Building (Residential)

Permit type	Total Permits
<input type="checkbox"/> Building (Residential)	832
Accessory Structure	67
Addendum	55
Addition	114
Alteration	101
Deck	4
Duplex	90
Fence or Wall Fence	8
Foundation Only	1
Indoor Storm Shelter	29
Manufactured Housing Unit	3
New Single Family	225
Outdoor Storm Shelter	7
Repair	43
Retaining Wall	10
Townhouse	75
Total	832

## Zoning

Permit type	Total Permits
<input type="checkbox"/> Zoning	92
Commercial	38
Residential	54
Total	92

## WSD

Permit type	Total Permits
<input type="checkbox"/> Watershed	31
Commercial	27
Residential	4
Total	31

## Sidewalk/Driveway (Commercial)

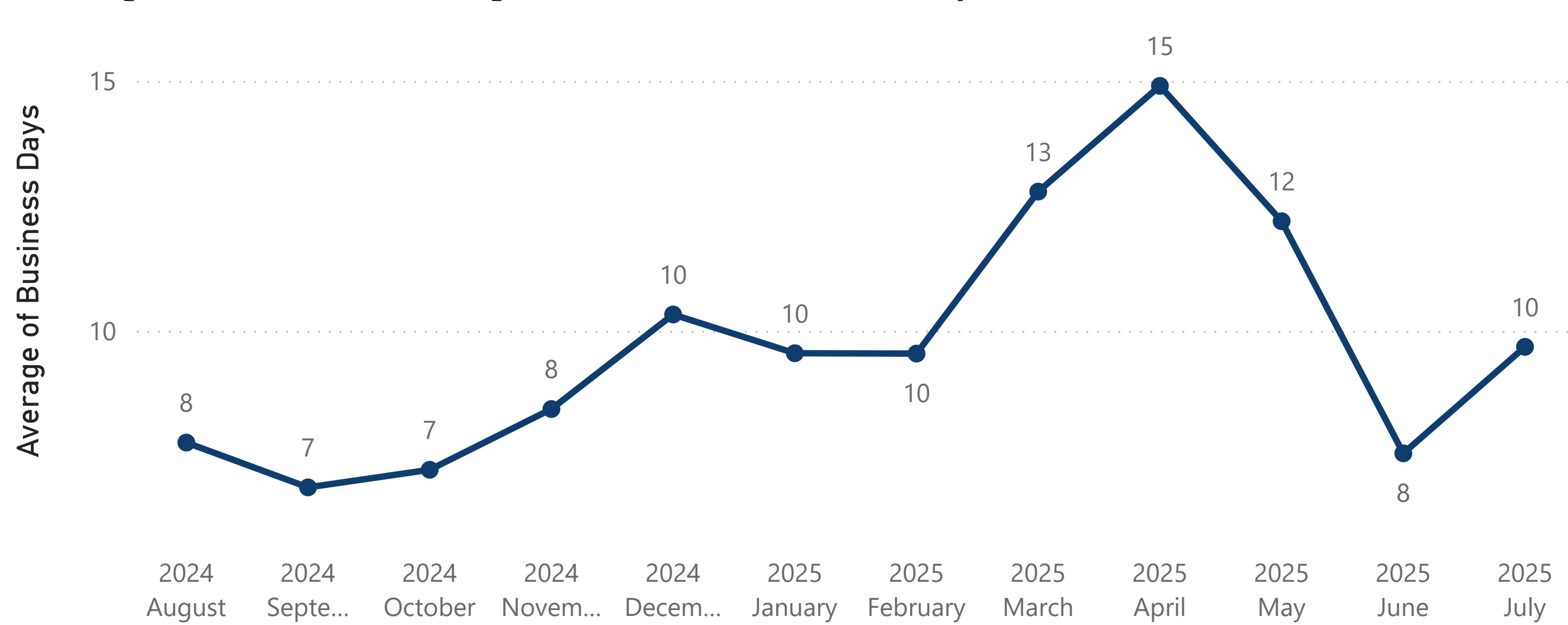
Permit type	Total Permits
<input type="checkbox"/> Sidewalk/Driveway (Commercial)	33
Arterial	16
Non-Arterial	17
Total	33

## Sidewalk/Driveway (Residential)

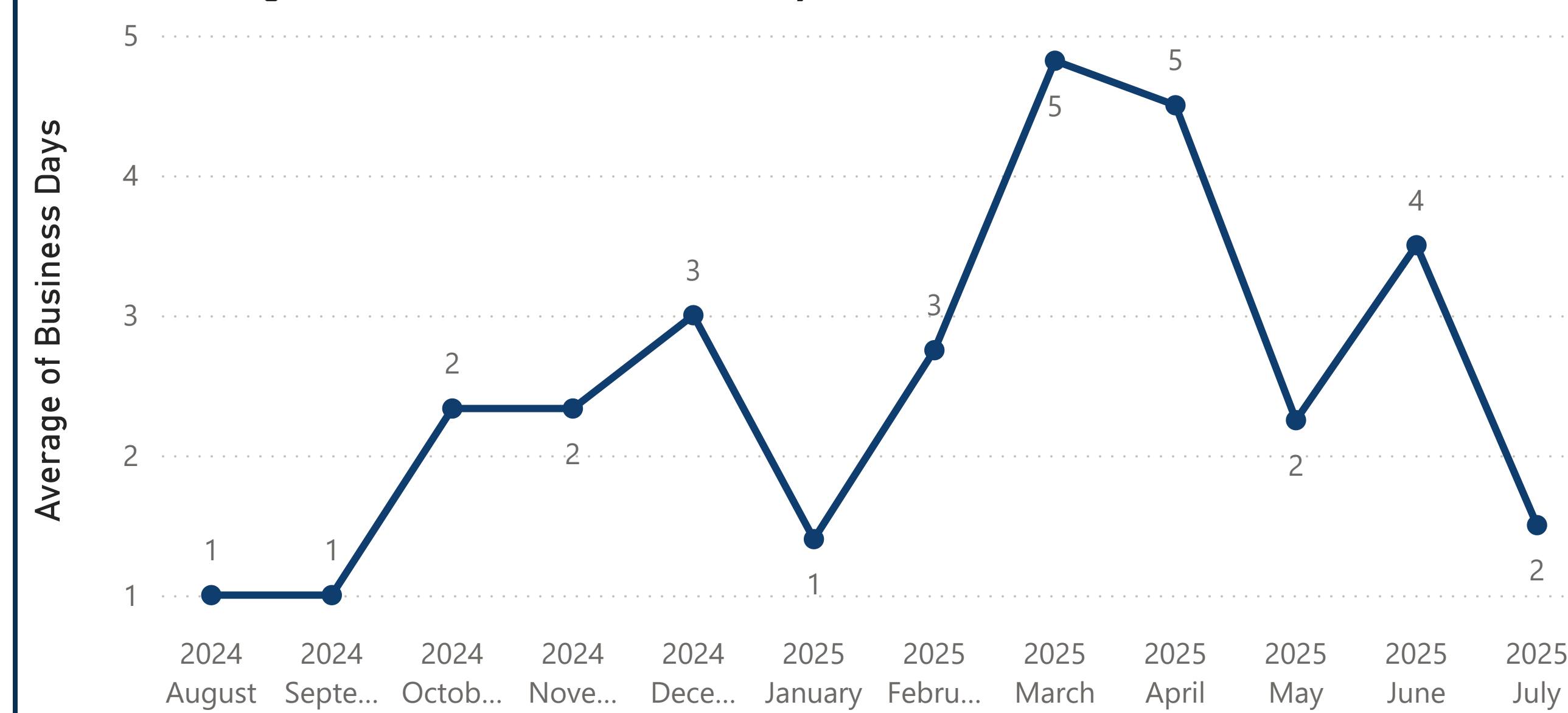
Permit type	Total Permits
<input type="checkbox"/> Sidewalk/Driveway (Residential)	295
Arterial	3
Non-Arterial	292
Total	295



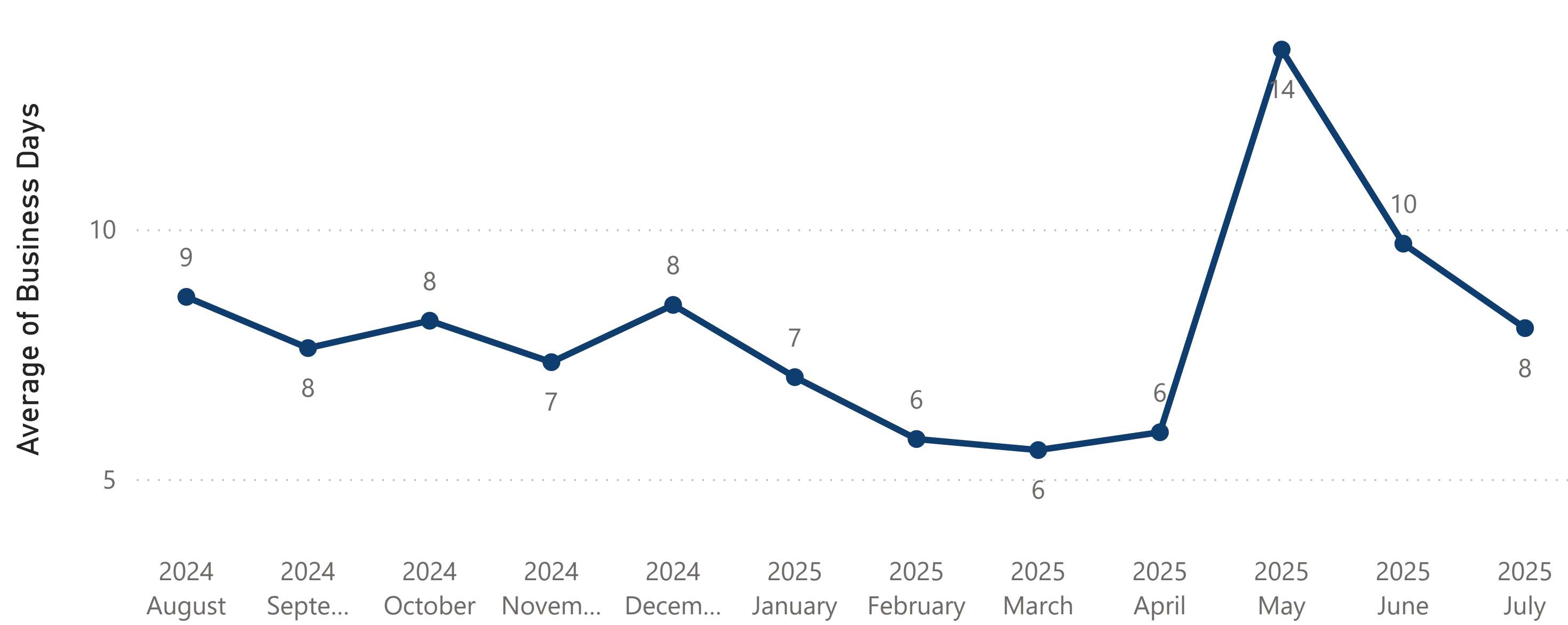
Building (Commercial) - Average Review Time (Business Days)



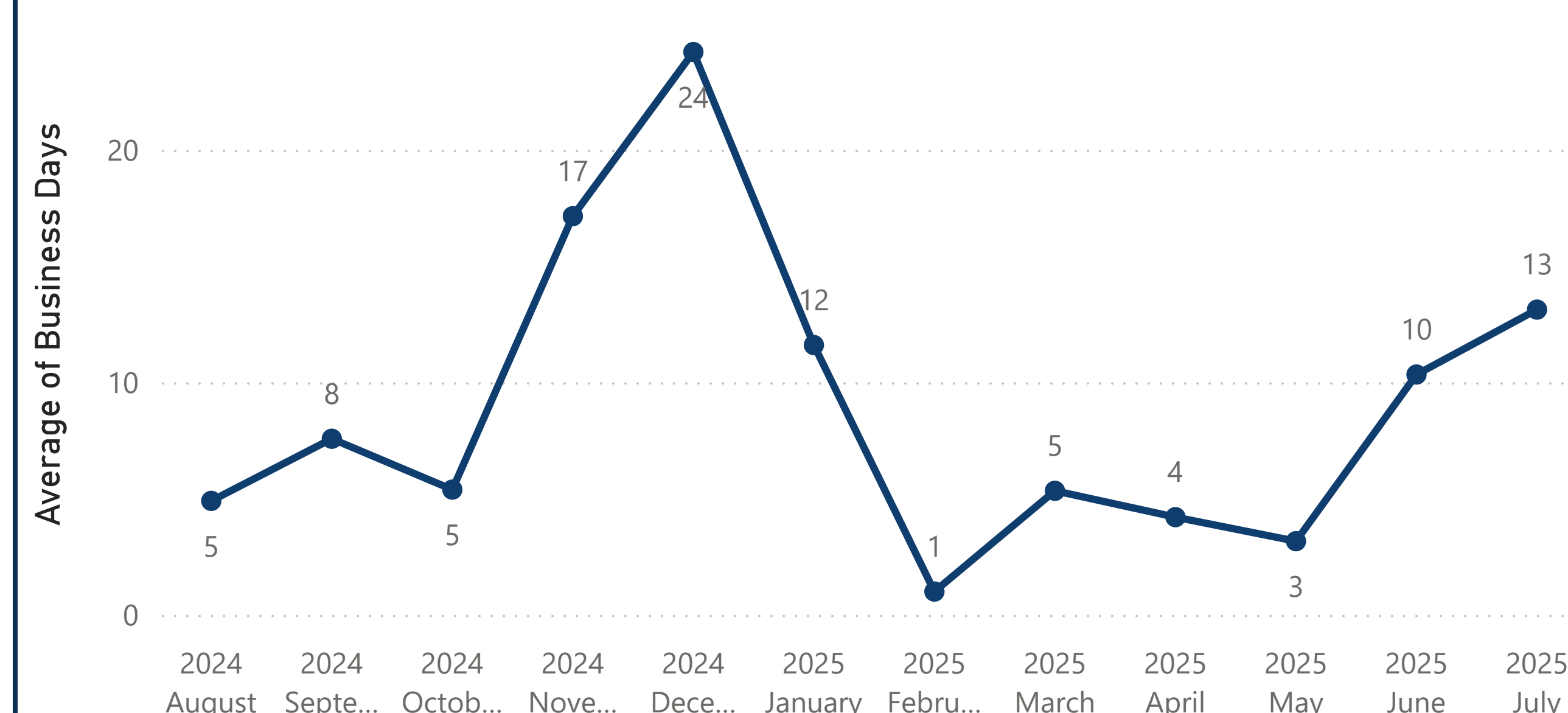
WSD - Average Review Time (Business Days)



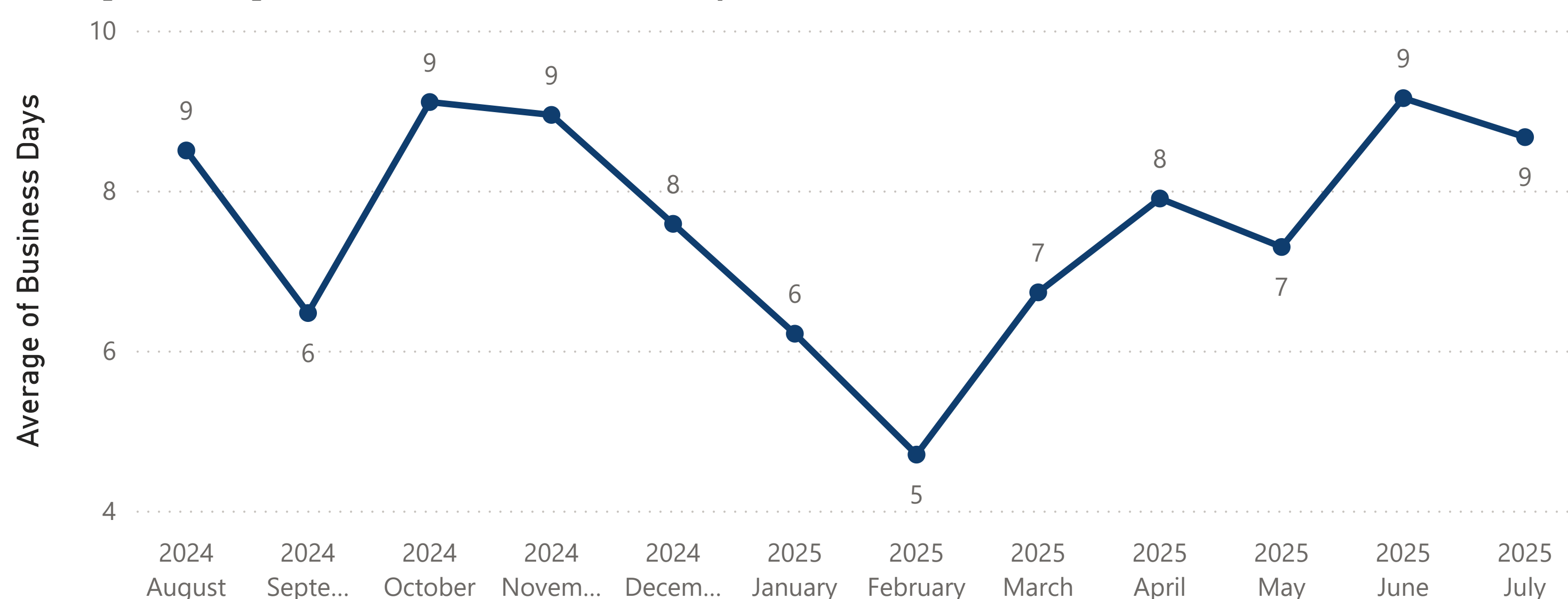
Building (Residential) - Average Review Time (Business Days)



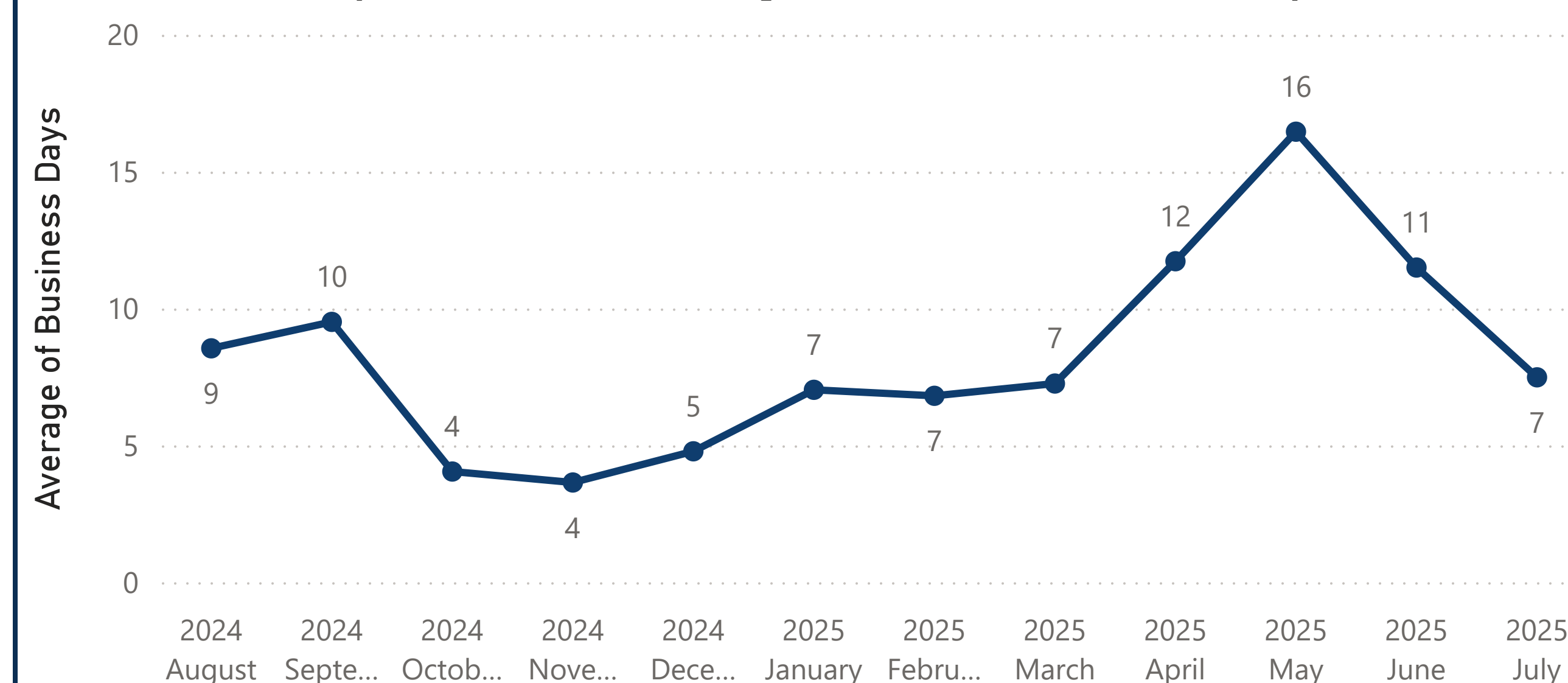
Sidewalk/Driveway (Commercial) - Average Review Time (Business Days)



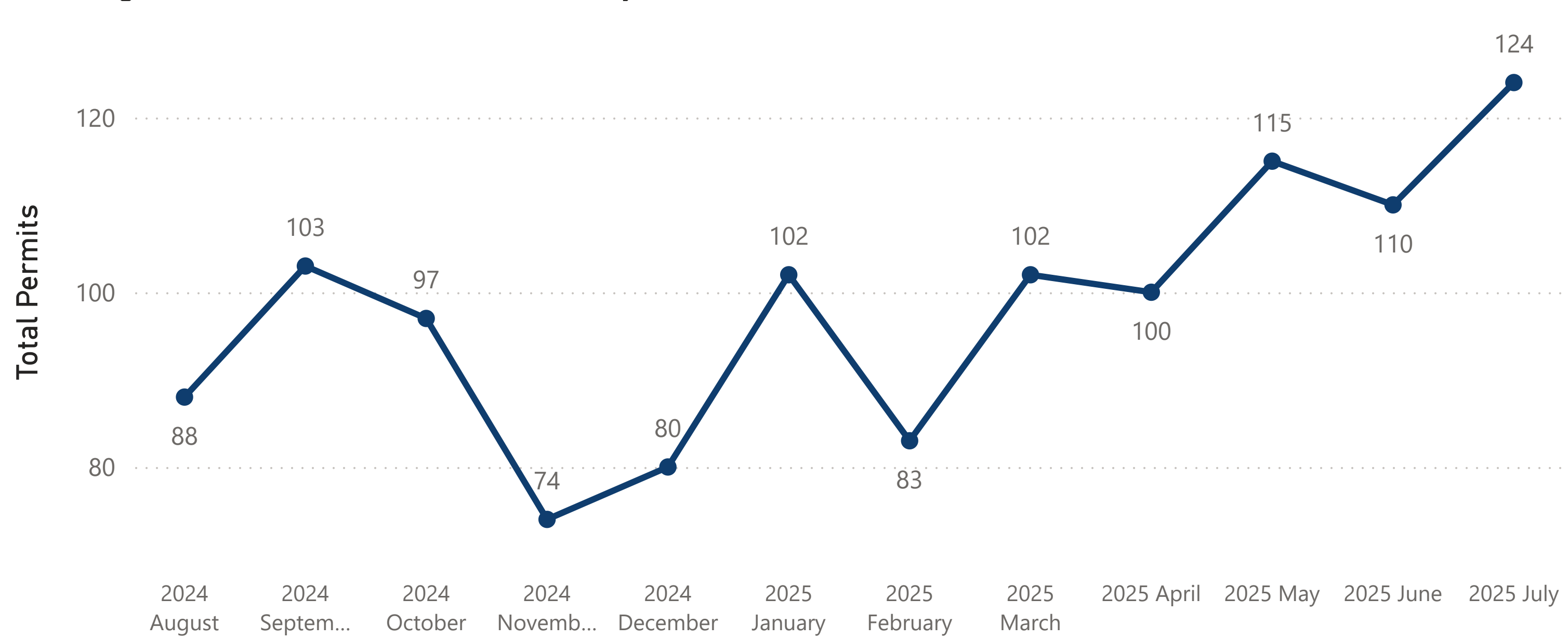
Zoning - Average Review Time (Business Days)



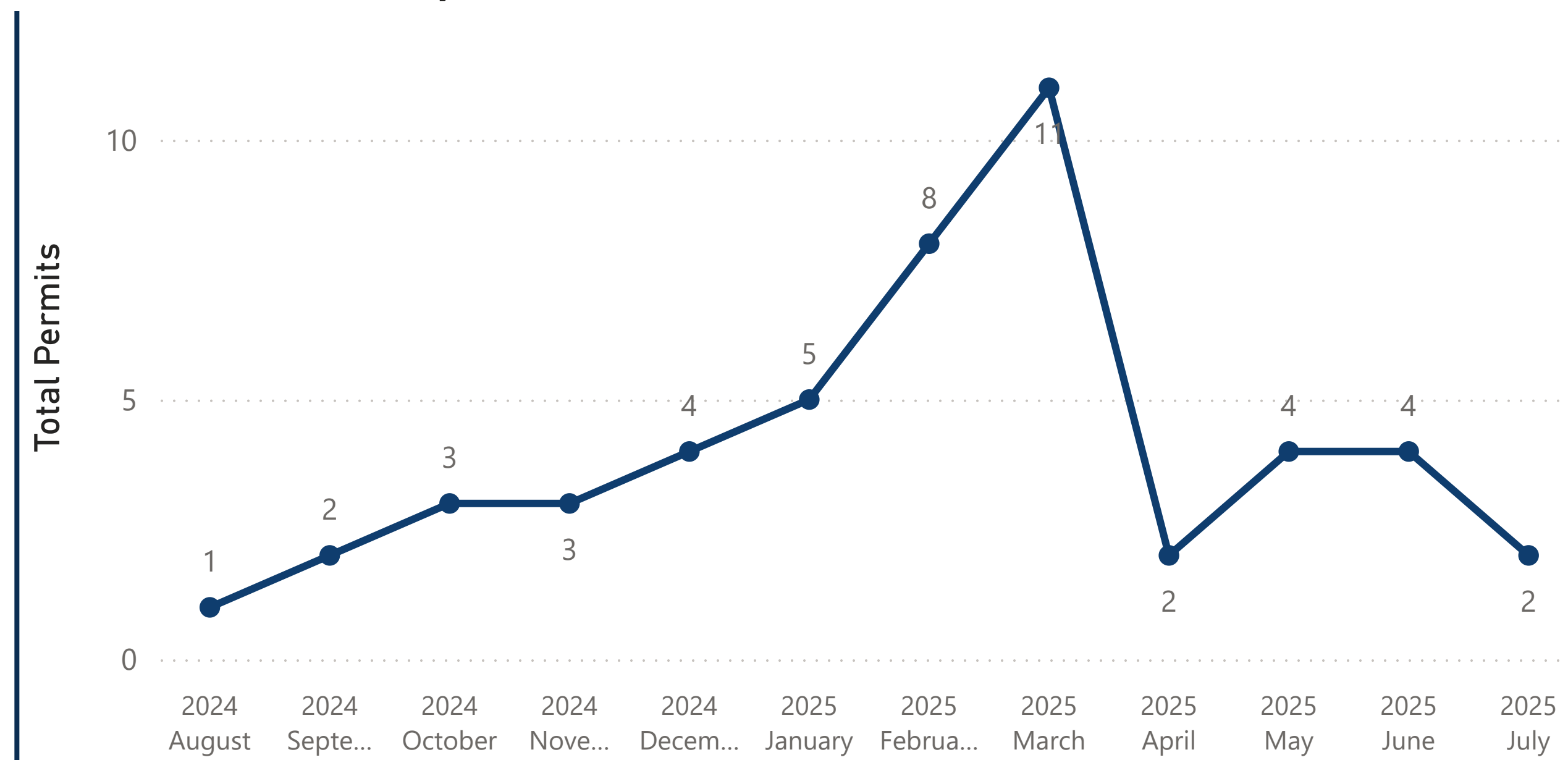
Sidewalk/Driveway (Residential) - Average Review Time (Business Days)



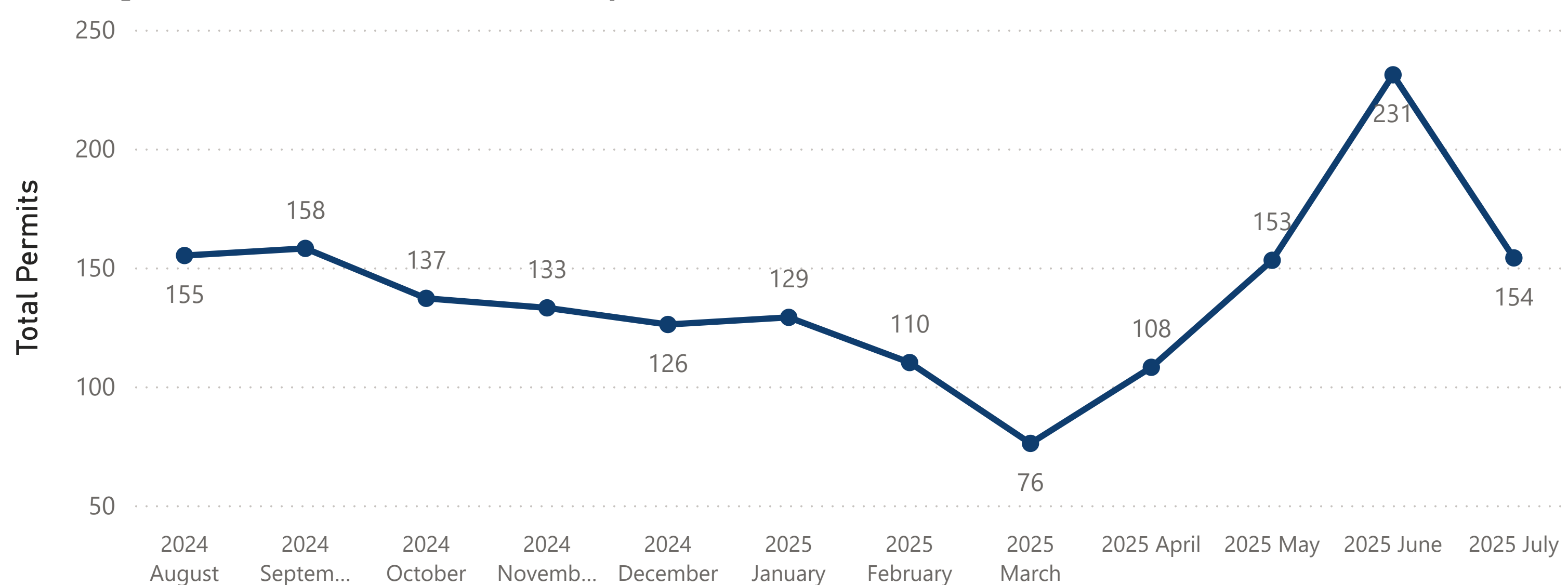
Building (Commercial) - Total Permits by Month



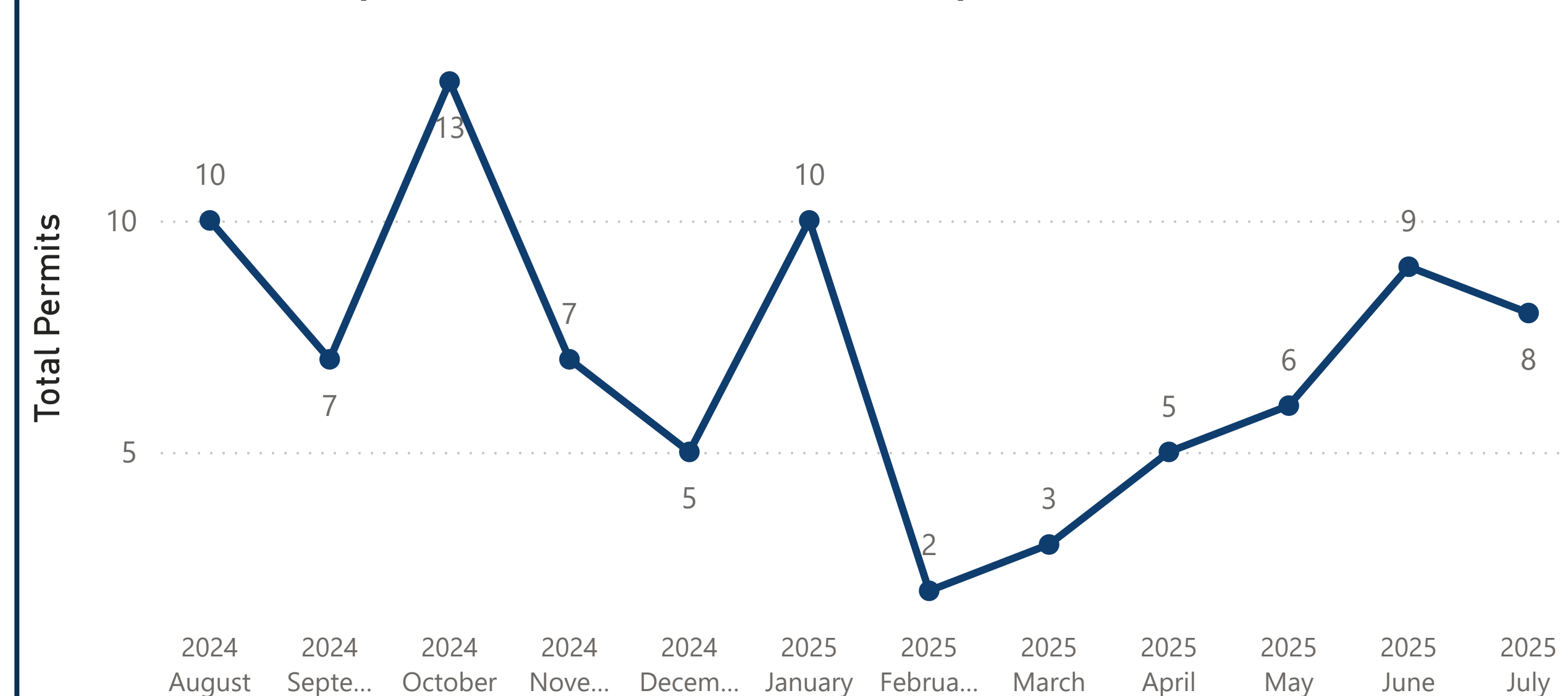
WSD - Total Permits by Month



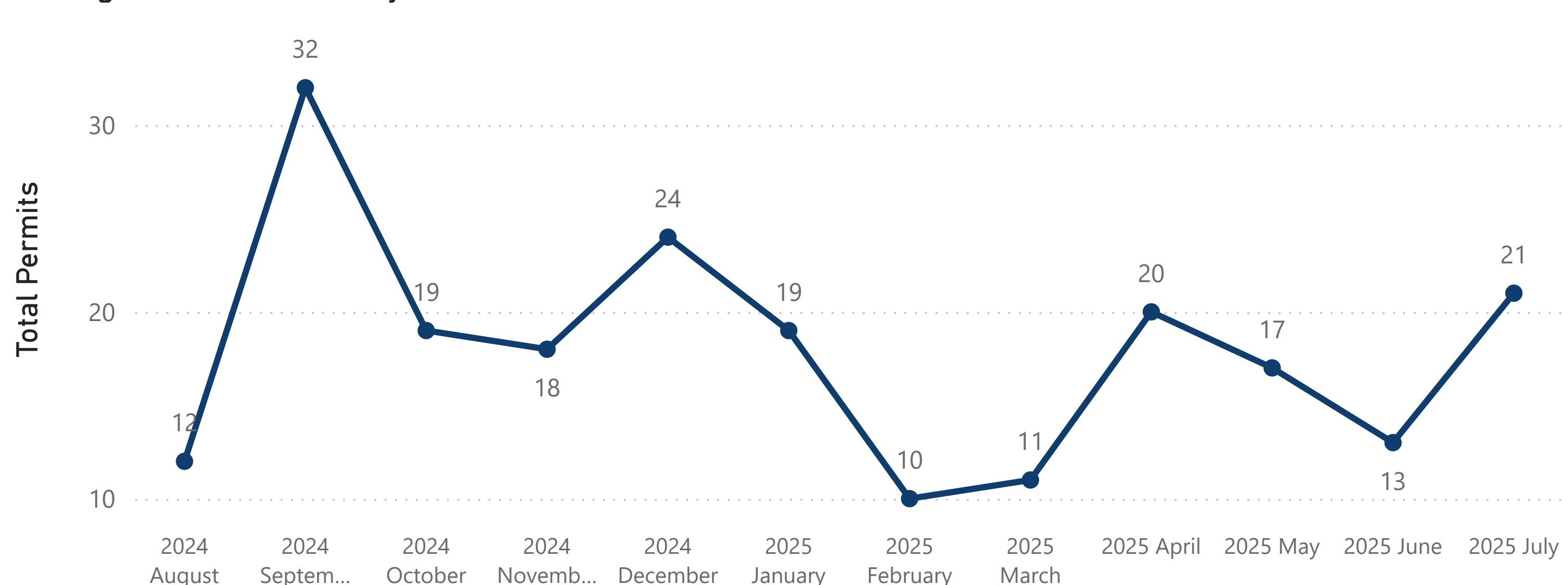
Building (Residential) - Total Permits by Month



Sidewalk/Driveway (Commercial) - Total Permits by Month



Zoning - Total Permits by Month



Sidewalk/Driveway (Residential) - Total Permits by Month

