

# Average Turnaround Times for 1st Reviews

December 2024

Permit Type:	Building (Commercial)	Building (Residential)	Zoning	WSD	Sidewalk/Driveway (Commercial)	Sidewalk/Driveway (Residential)
<b>Avg. Time for 1st Review (Business Days)</b>	<b>10</b>	<b>8</b>	<b>8</b>	<b>3</b>	<b>24</b>	<b>5</b>

## Building (Commercial) Permit 1st Review Times

Permit type	Building	Floodplain Review	Planning/Zoning	Water/Sewer/Drainage
<b>Building (Commercial)</b>				
Accessory Structure	11.58		5.89	4.67
Addendum	4.27		8.00	
Addition	10.50		225.00	5.00
Alteration	10.64		8.89	6.17
Fence or Wall Fence	12.50		10.00	3.00
New	12.00		8.00	6.40
New Multi Family			10.00	
Parking Lot	13.00		3.00	5.00
Repair	1.00	1.00		
Telecommunication and Broadcast Tower	10.00			

## Building (Residential) Permit 1st Review Times

Permit type	Building	Floodplain Review	Planning/Zoning	Water/Sewer/Drainage
<b>Building (Residential)</b>				
Accessory Structure	7.35		8.00	7.00
Addendum	3.00		1.00	1.00
Addition	6.14		7.05	5.57
Alteration	8.50		7.42	8.00
Duplex	5.00		5.00	10.00
Fence or Wall Fence	5.00		6.00	5.33
Indoor Storm Shelter	2.00			
New Single Family	5.81		5.68	4.77
Outdoor Storm Shelter	8.00		8.00	5.00
Repair	1.00	1.00		

## Zoning Permit 1st Review Times

Permit type	Planning/Zoning
<b>Zoning</b>	
Commercial	6.88
Residential	7.13

## WSD Permit 1st Review Times

Permit type	Watershed Review
<b>Watershed</b>	
Commercial	2.33
Residential	1.00

## Sidewalk/Driveway (Commercial) Permit 1st Review Times

Permit type	Streets and Stormwater
<b>Sidewalk/Driveway (Commercial)</b>	
Arterial	50.00
Non-Arterial	7.00

## Sidewalk/Driveway (Residential) Permit 1st Review Times

Permit type	Planning/Zoning	Streets and Stormwater
<b>Sidewalk/Driveway (Residential)</b>		
Non-Arterial	5.67	6.23
Arterial		10.00

# Total Permits Reviewed

December 2024

Permit Type:	Building (Commercial)	Building (Residential)	Zoning	WSD	Sidewalk/Driveway (Commercial)	Sidewalk/Driveway (Residential)
<b>Total Building Permits Reviewed</b>	<b>80</b>	<b>126</b>	<b>41</b>	<b>7</b>	<b>10</b>	<b>74</b>

## Building (Commercial)

Permit type	Total Permits
<input checked="" type="checkbox"/> <b>Building (Commercial)</b>	<b>80</b>
Accessory Structure	11
Addendum	14
Addition	4
Alteration	36
Fence or Wall Fence	1
New	5
Parking Lot	4
Repair	3
Telecommunication and Broadcast Tower	2
<b>Total</b>	<b>80</b>

## Building (Residential)

Permit type	Total Permits
<input checked="" type="checkbox"/> <b>Building (Residential)</b>	<b>126</b>
Accessory Structure	15
Addendum	4
Addition	27
Alteration	32
Duplex	2
Fence or Wall Fence	3
Indoor Storm Shelter	3
New Single Family	25
Outdoor Storm Shelter	3
Repair	12
<b>Total</b>	<b>126</b>

## Zoning

Permit type	Total Permits
<input checked="" type="checkbox"/> <b>Zoning</b>	<b>24</b>
Commercial	8
Residential	16
<b>Total</b>	<b>24</b>

## WSD

Permit type	Total Permits
<input checked="" type="checkbox"/> <b>Watershed</b>	<b>4</b>
Commercial	3
Residential	1
<b>Total</b>	<b>4</b>

## Sidewalk/Driveway (Commercial)

Permit type	Total Permits
<input checked="" type="checkbox"/> <b>Sidewalk/Driveway (Commercial)</b>	<b>5</b>
Arterial	2
Non-Arterial	3
<b>Total</b>	<b>5</b>

## Sidewalk/Driveway (Residential)

Permit type	Total Permits
<input checked="" type="checkbox"/> <b>Sidewalk/Driveway (Residential)</b>	<b>23</b>
Arterial	1
Non-Arterial	22
<b>Total</b>	<b>23</b>



# Average Turnaround Times for 1st Reviews - 60 Day Avg.

Permit Type:	Building (Commercial)	Building (Residential)	Zoning	WSD	Sidewalk/Driveway (Commercial)	Sidewalk/Driveway (Residential)
Avg. Time for 1st Review (Business Days)	9	8	8	3	24	4

## Building (Commercial) Permit 1st Review Times

Permit type	Building	Floodplain Review	Planning/Zoning	Water/Sewer/Drainage
<b>Building (Commercial)</b>				
Accessory Structure	11.19		7.00	6.29
Addendum	3.45		4.27	
Addition	10.86		143.75	5.57
Alteration	10.47		8.79	6.67
Alteration-Priority	2.33			
Fence or Wall Fence	12.50		10.50	3.00
New	11.67		9.76	7.33
New Multi Family			10.00	
Parking Lot	11.29		7.00	7.00
Repair	1.00	1.00		
Shell Building	11.00		11.00	6.00
Telecommunication and Broadcast Tower	11.00			

## Building (Residential) Permit 1st Review Times

Permit type	Building	Floodplain Review	Planning/Zoning	Water/Sewer/Drainage
<b>Building (Residential)</b>				
Accessory Structure	7.63		7.92	5.44
Addendum	2.53		3.13	1.00
Addition	7.41		7.95	5.00
Alteration	9.04	1.00	6.33	7.40
Duplex	8.67		8.33	6.00
Fence or Wall Fence	5.00		6.00	5.33
Indoor Storm Shelter	1.75			
New Single Family	6.51	2.80	6.65	5.04
Outdoor Storm Shelter	8.00		8.00	5.00
Repair	1.00	1.00		
Retaining Wall			3.00	3.00
Townhouse	10.00		15.00	11.00

## Zoning Permit 1st Review Times

Permit type	Planning/Zoning
<b>Zoning</b>	
Commercial	7.31
Residential	7.60

## WSD Permit 1st Review Times

Permit type	Watershed Review
<b>Watershed</b>	
Commercial	1.83
Residential	1.00

## Sidewalk/Driveway (Commercial) Permit 1st Review Times

Permit type	Streets and Stormwater
<b>Sidewalk/Driveway (Commercial)</b>	
Arterial	52.75
Non-Arterial	4.67

## Sidewalk/Driveway (Residential) Permit 1st Review Times

Permit type	Planning/Zoning	Streets and Stormwater
<b>Sidewalk/Driveway (Residential)</b>		
Non-Arterial	7.91	4.40
Arterial		10.00

# Total Permits Reviewed - Last 60 Days

Permit Type:	Building (Commercial)	Building (Residential)	Zoning	WSD	Sidewalk/Driveway (Commercial)	Sidewalk/Driveway (Residential)
<b>Total Building Permits Reviewed</b>	<b>147</b>	<b>245</b>	<b>41</b>	<b>7</b>	<b>10</b>	<b>74</b>

## Building (Commercial)

Permit type	Total Permits
<input type="checkbox"/> <b>Building (Commercial)</b>	<b>147</b>
Accessory Structure	16
Addendum	31
Addition	7
Alteration	53
Alteration-Priority	3
Fence or Wall Fence	2
New	16
Parking Lot	7
Repair	6
Shell Building	1
Telecommunication and Broadcast Tower	5
<b>Total</b>	<b>147</b>

## Building (Residential)

Permit type	Total Permits
<input type="checkbox"/> <b>Building (Residential)</b>	<b>245</b>
Accessory Structure	25
Addendum	28
Addition	44
Alteration	53
Duplex	6
Fence or Wall Fence	3
Indoor Storm Shelter	4
New Single Family	52
Outdoor Storm Shelter	3
Repair	24
Retaining Wall	2
Townhouse	1
<b>Total</b>	<b>245</b>

## Zoning

Permit type	Total Permits
<input type="checkbox"/> <b>Zoning</b>	<b>41</b>
Commercial	16
Residential	25
<b>Total</b>	<b>41</b>

## WSD

Permit type	Total Permits
<input type="checkbox"/> <b>Watershed</b>	<b>7</b>
Commercial	6
Residential	1
<b>Total</b>	<b>7</b>

## Sidewalk/Driveway (Commercial)

Permit type	Total Permits
<input type="checkbox"/> <b>Sidewalk/Driveway (Commercial)</b>	<b>10</b>
Arterial	4
Non-Arterial	6
<b>Total</b>	<b>10</b>

## Sidewalk/Driveway (Residential)

Permit type	Total Permits
<input type="checkbox"/> <b>Sidewalk/Driveway (Residential)</b>	<b>74</b>
Arterial	1
Non-Arterial	73
<b>Total</b>	<b>74</b>





# Average Turnaround Times for 1st Reviews - 90 Day Avg.

Permit Type:	Building (Commercial)	Building (Residential)	Zoning	WSD	Sidewalk/Driveway (Commercial)	Sidewalk/Driveway (Residential)
Avg. Time for 1st Review (Business Days)	9	8	8	2	13	4

## Building (Commercial) Permit 1st Review Times

Permit type	Building	Floodplain Review	Planning/Zoning	Water/Sewer/Drainage
<b>Building (Commercial)</b>				
Accessory Structure	10.90		7.18	6.50
Addendum	3.63		4.11	1.00
Addition	10.56		116.80	5.56
Alteration	9.88		8.36	7.33
Alteration-Priority	2.13			
Fence or Wall Fence	8.57		7.67	4.17
New	10.55		9.25	7.25
New Multi Family	11.00		11.00	10.00
Parking Lot	10.88		6.63	7.00
Repair	1.00	1.00		
Shell Building	11.00		11.00	6.00
Telecommunication and Broadcast Tower	8.50			

## Building (Residential) Permit 1st Review Times

Permit type	Building	Floodplain Review	Planning/Zoning	Water/Sewer/Drainage
<b>Building (Residential)</b>				
Accessory Structure	8.06	4.00	8.47	5.41
Addendum	3.35		3.70	4.00
Addition	7.85		8.51	4.95
Alteration	9.13	1.00	6.05	6.88
Duplex	8.67		9.17	4.20
Fence or Wall Fence	7.00		7.50	6.67
Indoor Storm Shelter	1.75			
New Single Family	6.55	2.80	6.90	4.57
Outdoor Storm Shelter	8.00		8.00	5.00
Repair	1.00	1.00		
Retaining Wall			7.50	4.33
Townhouse	10.00		15.00	11.00

## Zoning Permit 1st Review Times

Permit type	Planning/Zoning
<b>Zoning</b>	
Commercial	8.04
Residential	7.74

## WSD Permit 1st Review Times

Permit type	Watershed Review
<b>Watershed</b>	
Commercial	1.75
Residential	1.00

## Sidewalk/Driveway (Commercial) Permit 1st Review Times

Permit type	Streets and Stormwater
<b>Sidewalk/Driveway (Commercial)</b>	
Arterial	29.13
Non-Arterial	5.00

## Sidewalk/Driveway (Residential) Permit 1st Review Times

Permit type	Planning/Zoning	Streets and Stormwater
<b>Sidewalk/Driveway (Residential)</b>		
Non-Arterial	8.36	4.21
Arterial		10.00

# Total Permits Reviewed - Last 90 Days

Permit Type:	Building (Commercial)	Building (Residential)	Zoning	WSD	Sidewalk/Driveway (Commercial)	Sidewalk/Driveway (Residential)
<b>Total Building Permits Reviewed</b>	<b>231</b>	<b>385</b>	<b>60</b>	<b>9</b>	<b>23</b>	<b>115</b>

## Building (Commercial)

Permit type	Total Permits
<input type="checkbox"/> <b>Building (Commercial)</b>	<b>231</b>
Accessory Structure	19
Addendum	47
Addition	9
Alteration	85
Alteration-Priority	8
Fence or Wall Fence	6
New	23
New Multi Family	4
Parking Lot	8
Repair	11
Shell Building	1
Telecommunication and Broadcast Tower	10
<b>Total</b>	<b>231</b>

## Building (Residential)

Permit type	Total Permits
<input type="checkbox"/> <b>Building (Residential)</b>	<b>385</b>
Accessory Structure	34
Addendum	48
Addition	67
Alteration	88
Duplex	12
Fence or Wall Fence	6
Indoor Storm Shelter	4
New Single Family	88
Outdoor Storm Shelter	3
Repair	30
Retaining Wall	4
Townhouse	1
<b>Total</b>	<b>385</b>

## Zoning

Permit type	Total Permits
<input type="checkbox"/> <b>Zoning</b>	<b>60</b>
Commercial	26
Residential	34
<b>Total</b>	<b>60</b>

## WSD

Permit type	Total Permits
<input type="checkbox"/> <b>Watershed</b>	<b>9</b>
Commercial	8
Residential	1
<b>Total</b>	<b>9</b>

## Sidewalk/Driveway (Commercial)

Permit type	Total Permits
<input type="checkbox"/> <b>Sidewalk/Driveway (Commercial)</b>	<b>23</b>
Arterial	9
Non-Arterial	14
<b>Total</b>	<b>23</b>

## Sidewalk/Driveway (Residential)

Permit type	Total Permits
<input type="checkbox"/> <b>Sidewalk/Driveway (Residential)</b>	<b>115</b>
Arterial	1
Non-Arterial	114
<b>Total</b>	<b>115</b>



# Average Turnaround Times for 1st Reviews - 180 Day Avg.

Permit Type:	Building (Commercial)	Building (Residential)	Zoning	WSD	Sidewalk/Driveway (Commercial)	Sidewalk/Driveway (Residential)
Avg. Time for 1st Review (Business Days)	9	8	8	2	9	6

## Building (Commercial) Permit 1st Review Times

Permit type	Building	Floodplain Review	Planning/Zoning	Water/Sewer/Drainage
<b>Building (Commercial)</b>				
Accessory Structure	10.90		7.18	6.50
Addendum	3.63		4.11	1.00
Addition	10.56		116.80	5.56
Alteration	9.88		8.36	7.33
Alteration-Priority	2.13			
Fence or Wall Fence	8.57		7.67	4.17
New	10.55		9.25	7.25
New Multi Family	11.00		11.00	10.00
Parking Lot	10.88		6.63	7.00
Repair	1.00	1.00		
Shell Building	11.00		11.00	6.00
Telecommunication and Broadcast Tower	8.50			

## Building (Residential) Permit 1st Review Times

Permit type	Building	Floodplain Review	Planning/Zoning	Water/Sewer/Drainage
<b>Building (Residential)</b>				
Accessory Structure	8.06	4.00	8.47	5.41
Addendum	3.35		3.70	4.00
Addition	7.85		8.51	4.95
Alteration	9.13	1.00	6.05	6.88
Duplex	8.67		9.17	4.20
Fence or Wall Fence	7.00		7.50	6.67
Indoor Storm Shelter	1.75			
New Single Family	6.55	2.80	6.90	4.57
Outdoor Storm Shelter	8.00		8.00	5.00
Repair	1.00	1.00		
Retaining Wall			7.50	4.33
Townhouse	10.00		15.00	11.00

## Zoning Permit 1st Review Times

Permit type	Planning/Zoning
<b>Zoning</b>	
Commercial	8.04
Residential	7.74

## WSD Permit 1st Review Times

Permit type	Watershed Review
<b>Watershed</b>	
Commercial	1.75
Residential	1.00

## Sidewalk/Driveway (Commercial) Permit 1st Review Times

Permit type	Streets and Stormwater
<b>Sidewalk/Driveway (Commercial)</b>	
Arterial	29.13
Non-Arterial	5.00

## Sidewalk/Driveway (Residential) Permit 1st Review Times

Permit type	Planning/Zoning	Streets and Stormwater
<b>Sidewalk/Driveway (Residential)</b>		
Non-Arterial	8.36	4.21
Arterial		10.00



# Total Permits Reviewed - Last 180 Days

Permit Type:	Building (Commercial)	Building (Residential)	Zoning	WSD	Sidewalk/Driveway (Commercial)	Sidewalk/Driveway (Residential)
<b>Total Building Permits Reviewed</b>	<b>553</b>	<b>868</b>	<b>123</b>	<b>17</b>	<b>45</b>	<b>283</b>

## Building (Commercial)

Permit type	Total Permits
<input type="checkbox"/> <b>Building (Commercial)</b>	<b>553</b>
Accessory Structure	36
Addendum	112
Addition	23
Alteration	209
Alteration-Priority	16
Fence or Wall Fence	8
Foundation Only	1
New	53
New Multi Family	10
Parking Lot	13
Repair	40
Shell Building	4
Telecommunication and Broadcast Tower	28
<b>Total</b>	<b>553</b>

## Building (Residential)

Permit type	Total Permits
<input type="checkbox"/> <b>Building (Residential)</b>	<b>868</b>
Accessory Structure	65
Addendum	74
Addition	126
Alteration	220
Deck	5
Duplex	28
Fence or Wall Fence	16
Indoor Storm Shelter	17
Manufactured Housing Unit	4
New Single Family	224
Outdoor Storm Shelter	3
Repair	76
Retaining Wall	6
Townhouse	4
<b>Total</b>	<b>868</b>

## Zoning

Permit type	Total Permits
<input type="checkbox"/> <b>Zoning</b>	<b>123</b>
Commercial	43
Residential	80
<b>Total</b>	<b>123</b>

## WSD

Permit type	Total Permits
<input type="checkbox"/> <b>Watershed</b>	<b>17</b>
Commercial	16
Residential	1
<b>Total</b>	<b>17</b>

## Sidewalk/Driveway (Commercial)

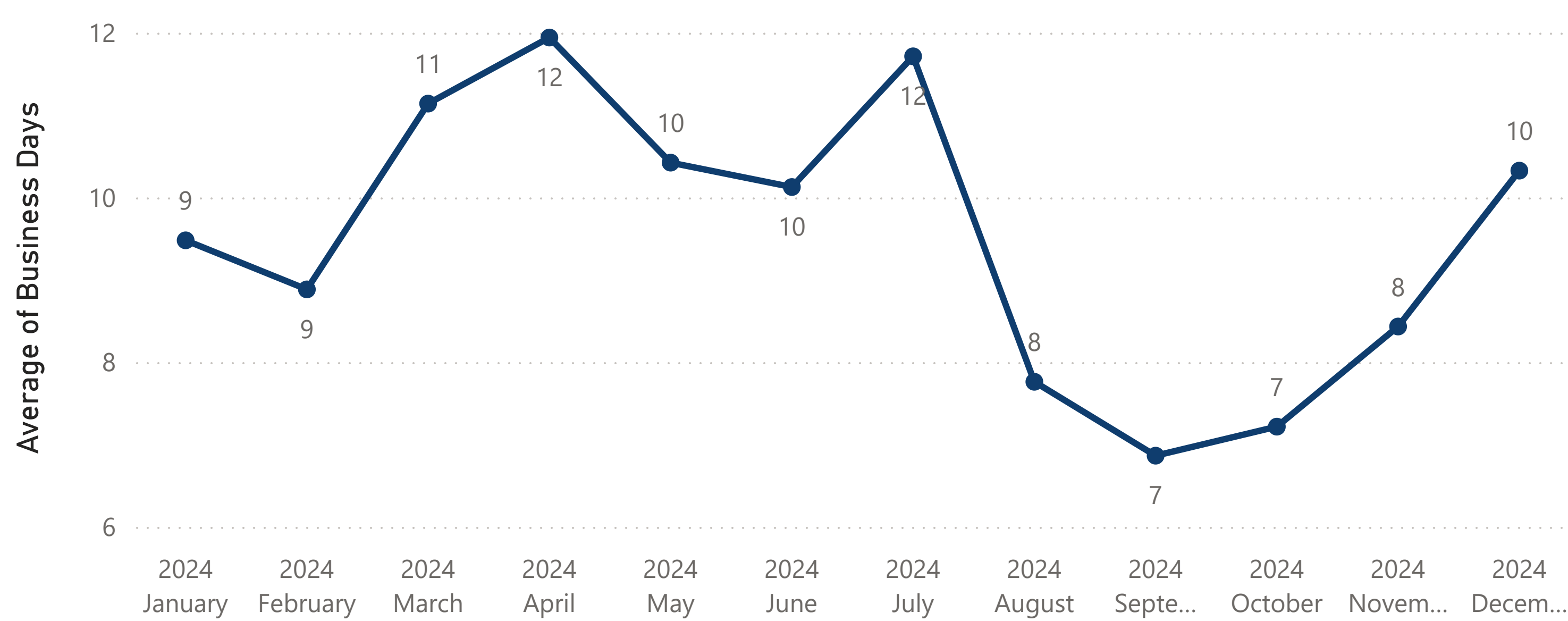
Permit type	Total Permits
<input type="checkbox"/> <b>Sidewalk/Driveway (Commercial)</b>	<b>45</b>
Arterial	20
Non-Arterial	25
<b>Total</b>	<b>45</b>

## Sidewalk/Driveway (Residential)

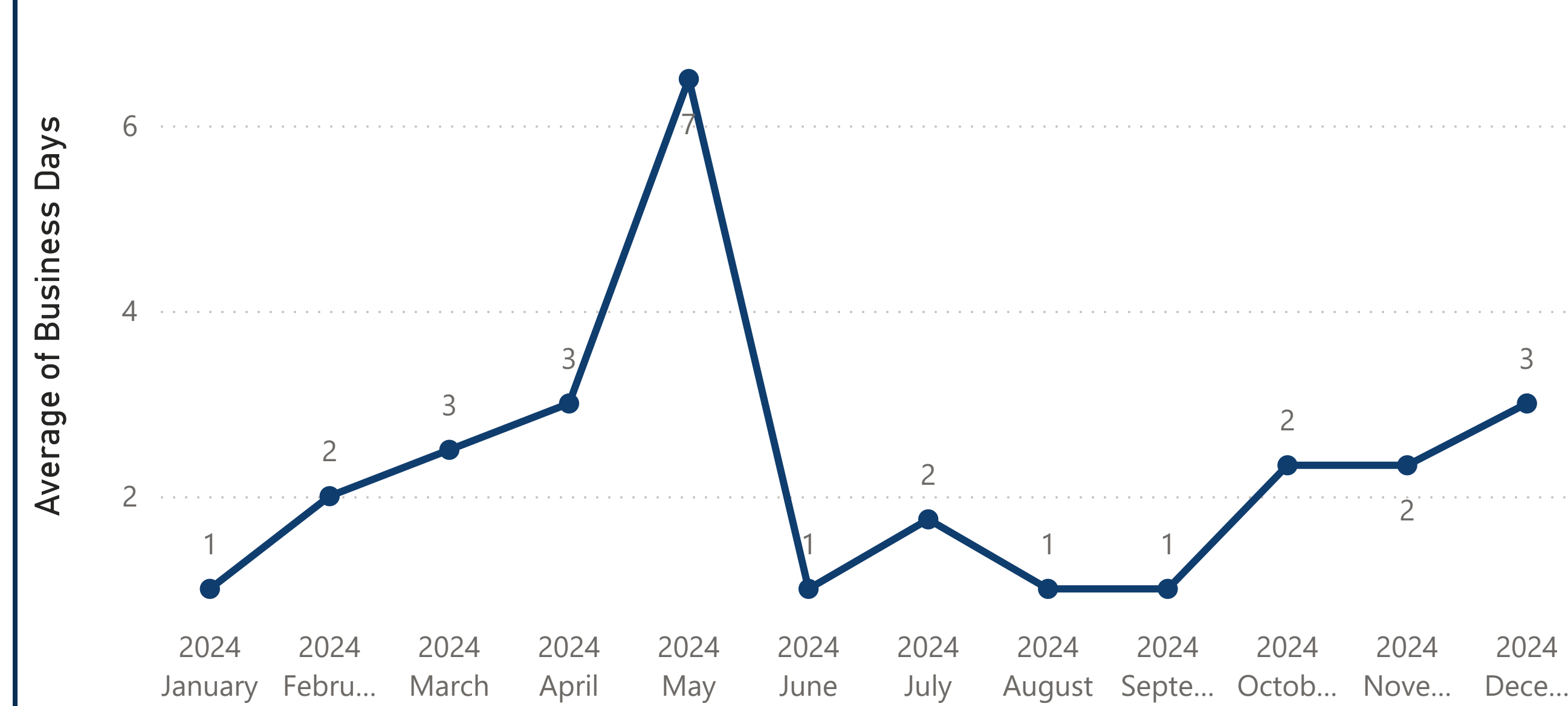
Permit type	Total Permits
<input type="checkbox"/> <b>Sidewalk/Driveway (Residential)</b>	<b>283</b>
Arterial	10
Non-Arterial	273
<b>Total</b>	<b>283</b>



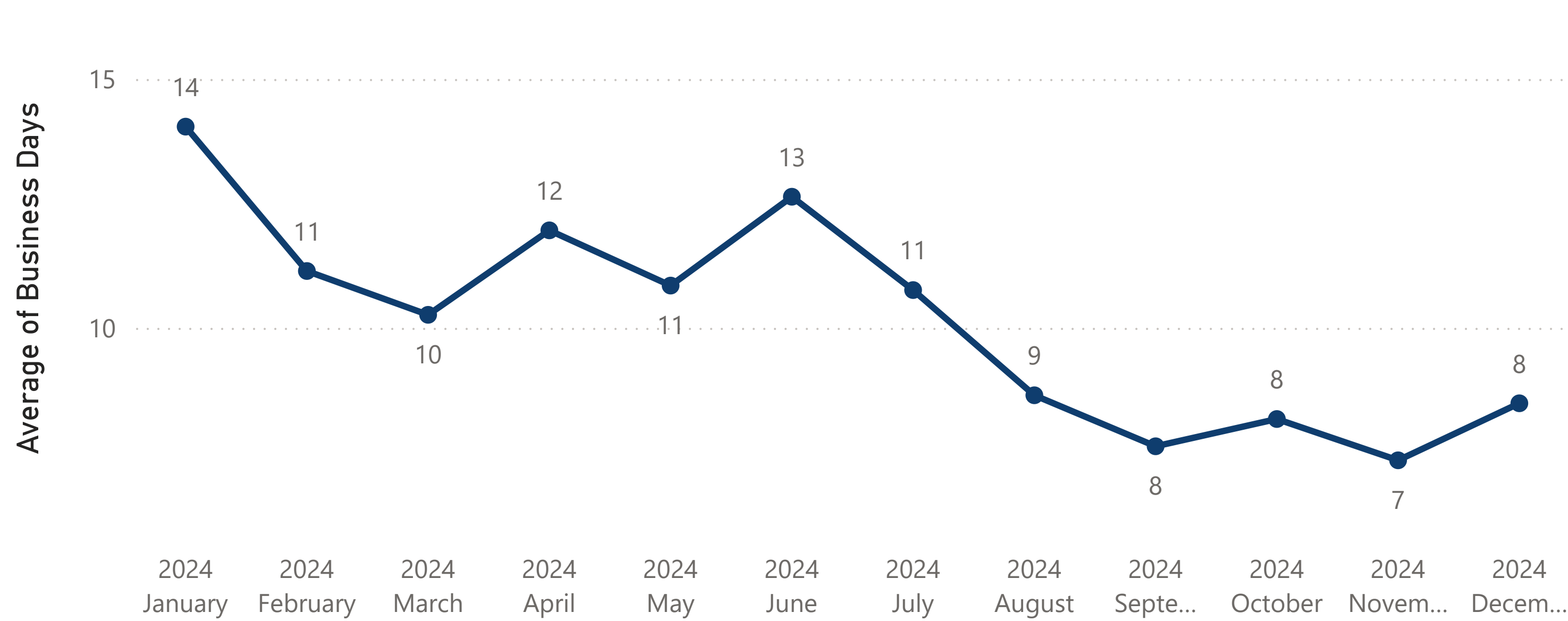
Building (Commercial) - Average Review Time (Business Days)



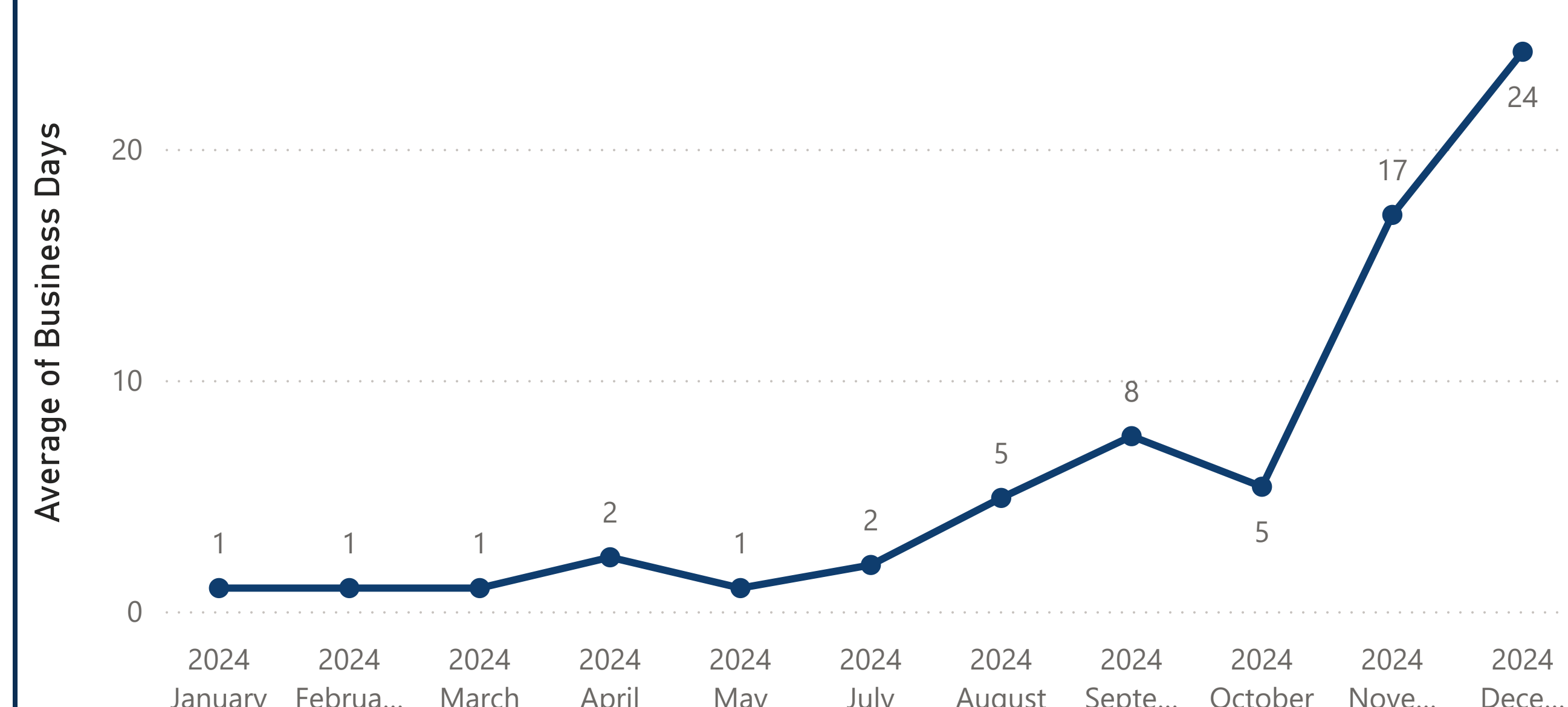
WSD - Average Review Time (Business Days)



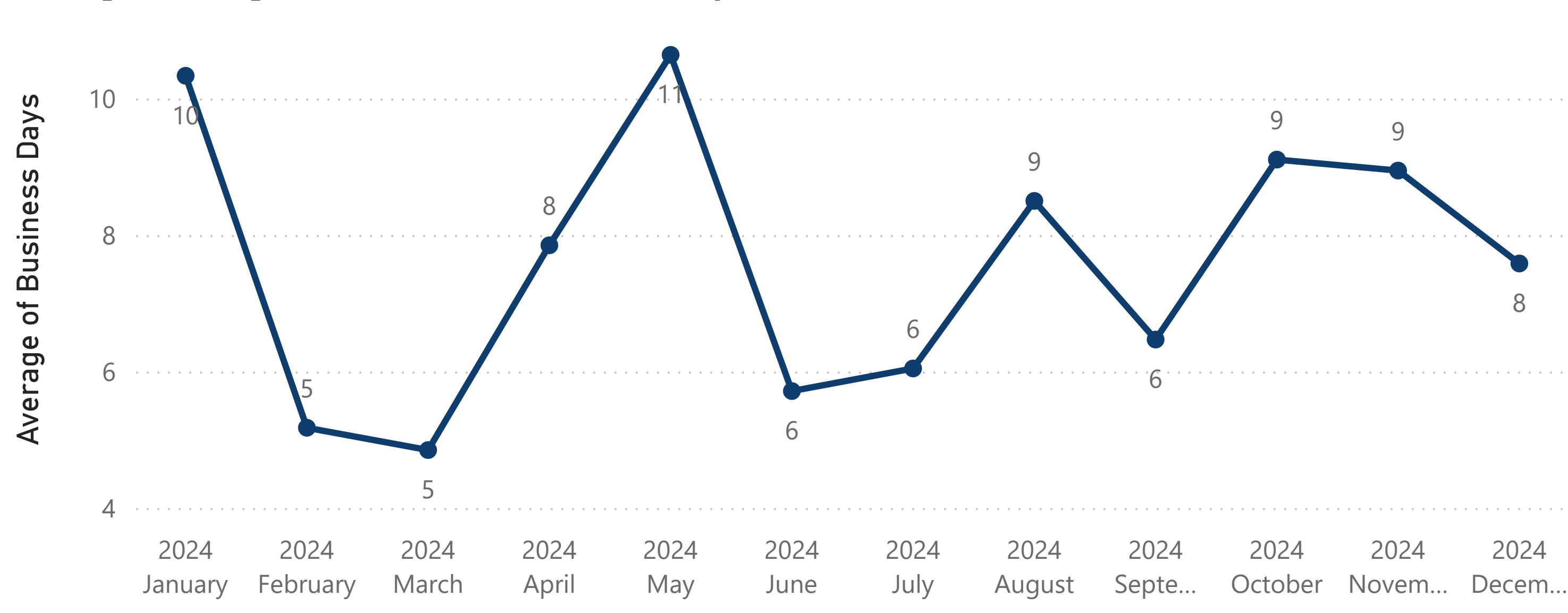
Building (Residential) - Average Review Time (Business Days)



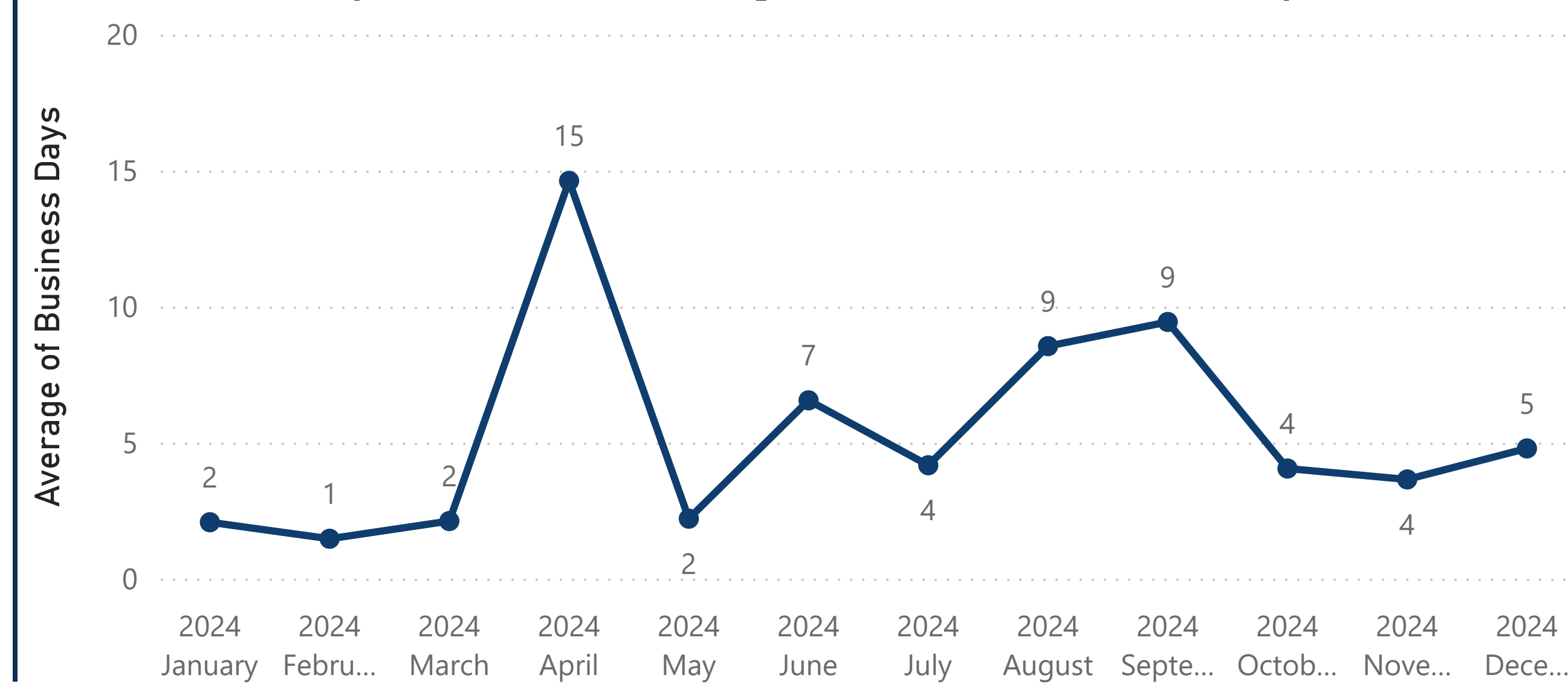
Sidewalk/Driveway (Commercial) - Average Review Time (Business Days)



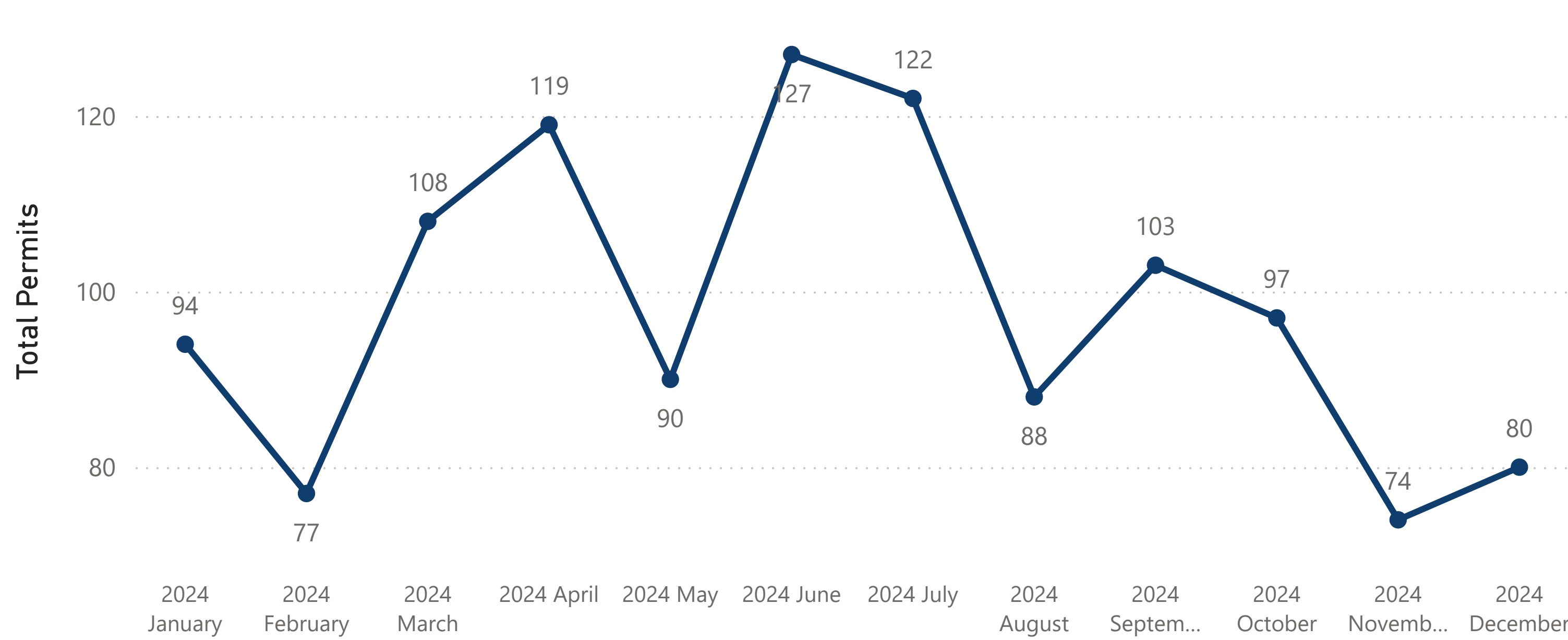
Zoning - Average Review Time (Business Days)



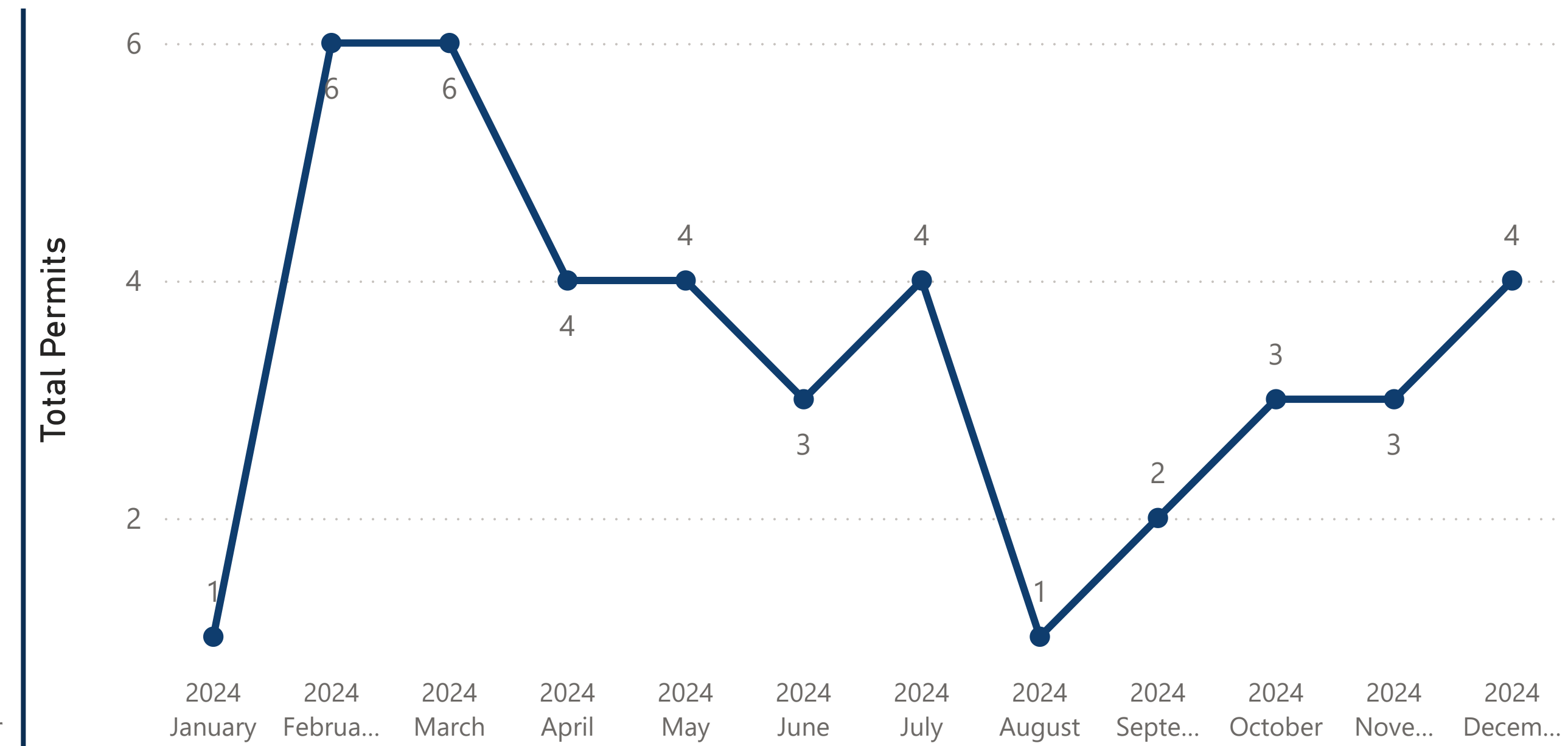
Sidewalk/Driveway (Residential) - Average Review Time (Business Days)



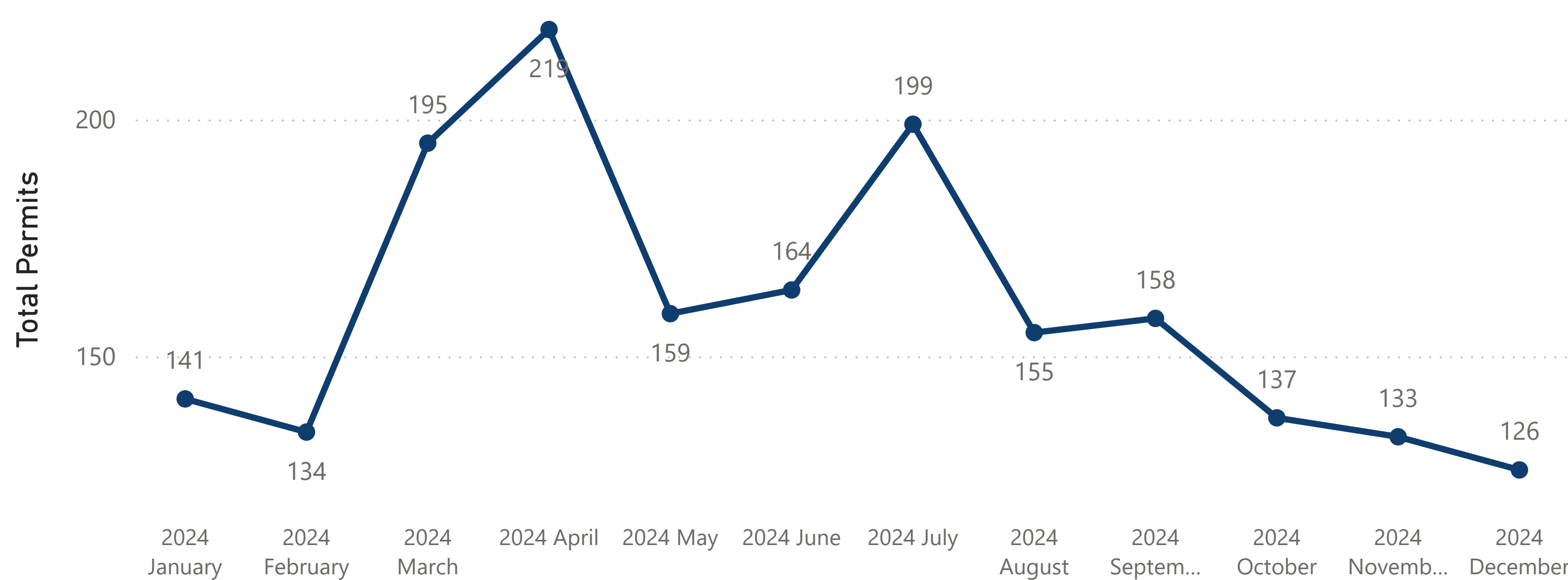
Building (Commercial) - Total Permits by Month



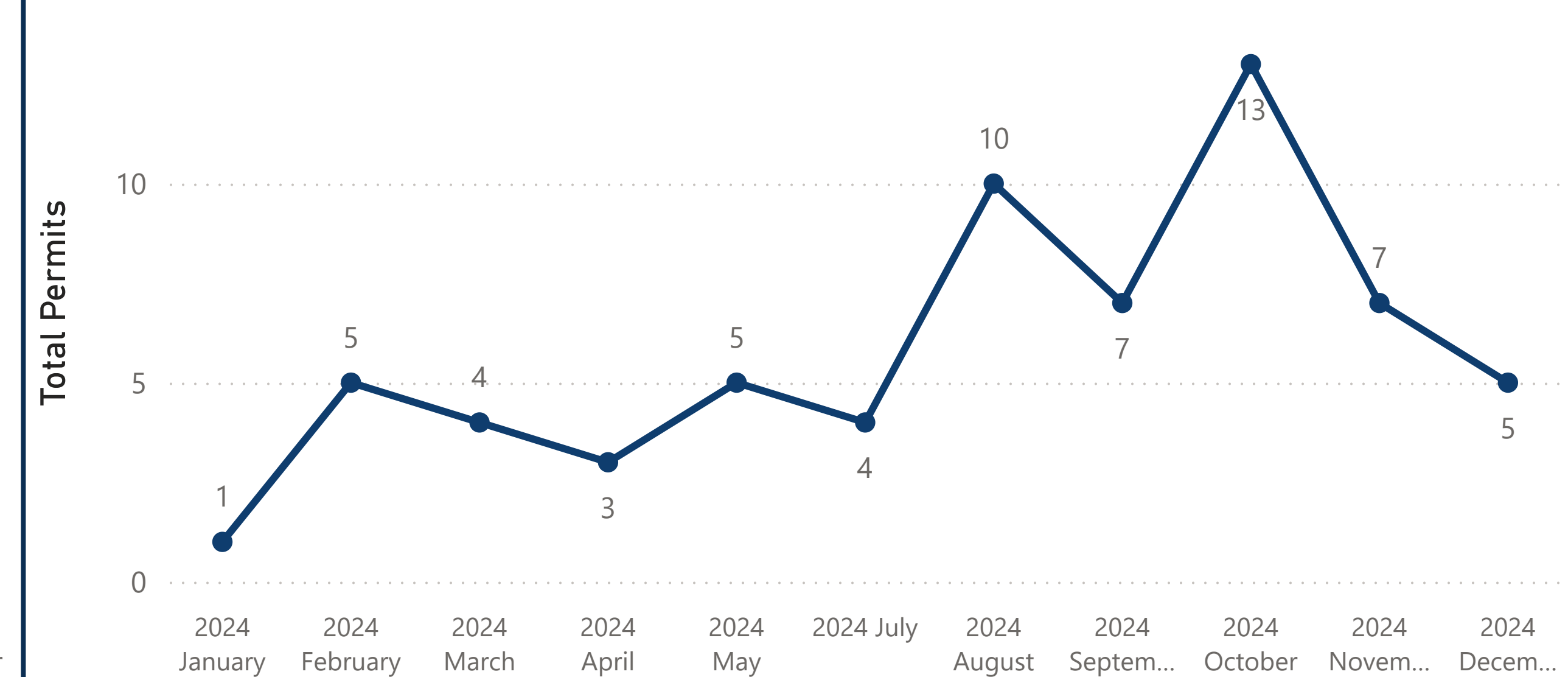
WSD - Total Permits by Month



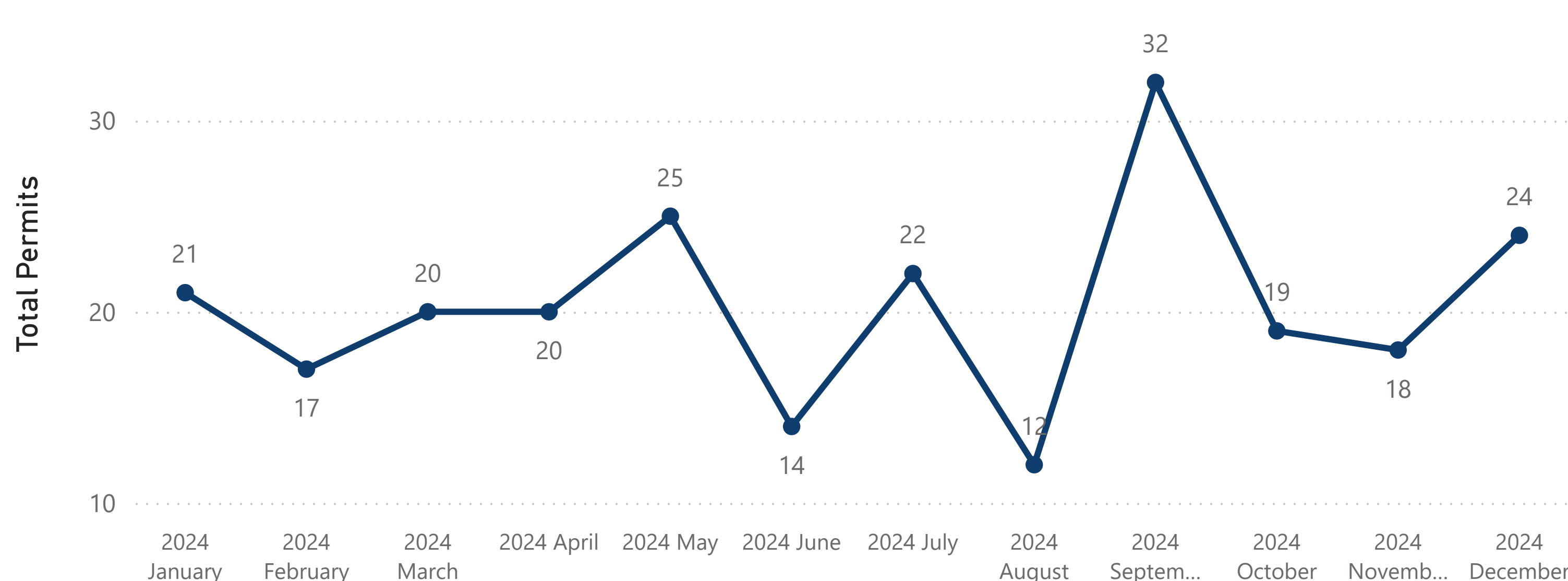
Building (Residential) - Total Permits by Month



Sidewalk/Driveway (Commercial) - Total Permits by Month



Zoning - Total Permits by Month



Sidewalk/Driveway (Residential) - Total Permits by Month

