

Average Turnaround Times for 1st Reviews

November 2024

| Permit Type: | Building (Commercial) | Building (Residential) | Zoning | WSD | Sidewalk/Driveway (Commercial) | Sidewalk/Driveway (Residential) |
|--|-----------------------|------------------------|--------|-----|--------------------------------|---------------------------------|
| Avg. Time for 1st Review (Business Days) | 8 | 7 | 9 | 2 | 17 | 4 |

Building (Commercial) Permit 1st Review Times

| Permit type | Building | Planning/Zoning | Water/Sewer/Drainage |
|---------------------------------------|----------|-----------------|----------------------|
| Building (Commercial) | | | |
| Accessory Structure | 10.00 | 8.80 | 8.13 |
| Addendum | 2.95 | 3.90 | |
| Addition | 10.60 | 8.50 | 6.00 |
| Alteration | 10.19 | 8.22 | 7.25 |
| Alteration-Priority | 2.33 | | |
| Fence or Wall Fence | 10.00 | 11.00 | |
| New | 11.50 | 10.73 | 7.80 |
| Parking Lot | 10.00 | 9.00 | 7.60 |
| Repair | 1.00 | | |
| Shell Building | 11.00 | 11.00 | 6.00 |
| Telecommunication and Broadcast Tower | 11.25 | | |

Building (Residential) Permit 1st Review Times

| Permit type | Building | Floodplain Review | Planning/Zoning | Water/Sewer/Drainage |
|-------------------------------|----------|-------------------|-----------------|----------------------|
| Building (Residential) | | | | |
| Accessory Structure | 8.10 | | 7.80 | 4.00 |
| Addendum | 2.79 | | 3.46 | |
| Addition | 8.95 | | 9.12 | 4.20 |
| Alteration | 9.75 | 1.00 | 5.26 | 7.00 |
| Duplex | 10.50 | | 10.00 | 4.00 |
| Fence or Wall Fence | 8.00 | | 8.00 | |
| Indoor Storm Shelter | 1.00 | | | |
| New Single Family | 7.57 | 2.80 | 7.61 | 5.39 |
| Repair | 1.00 | 1.00 | | |
| Retaining Wall | | | 6.50 | 3.00 |
| Townhouse | 10.00 | | 15.00 | 11.00 |

Zoning Permit 1st Review Times

| Permit type | Planning/Zoning |
|---------------|-----------------|
| Zoning | |
| Commercial | 7.75 |
| Residential | 8.70 |

WSD Permit 1st Review Times

| Permit type | Watershed Review |
|------------------|------------------|
| Watershed | |
| Commercial | 1.33 |

Sidewalk/Driveway (Commercial) Permit 1st Review Times

| Permit type | Streets and Stormwater |
|---------------------------------------|------------------------|
| Sidewalk/Driveway (Commercial) | |
| Arterial | 55.50 |
| Non-Arterial | 2.00 |

Sidewalk/Driveway (Residential) Permit 1st Review Times

| Permit type | Planning/Zoning | Streets and Stormwater |
|--|-----------------|------------------------|
| Sidewalk/Driveway (Residential) | | |
| Non-Arterial | 8.75 | 3.42 |

Total Permits Reviewed

November 2024

| Permit Type: | Building (Commercial) | Building (Residential) | Zoning | WSD | Sidewalk/Driveway (Commercial) | Sidewalk/Driveway (Residential) |
|--|-----------------------|------------------------|-----------|----------|--------------------------------|---------------------------------|
| Total Building Permits Reviewed | 74 | 133 | 36 | 6 | 18 | 92 |

Building (Commercial)

| Permit type | Total Permits |
|--|---------------|
| <input checked="" type="checkbox"/> Building (Commercial) | 74 |
| Accessory Structure | 6 |
| Addendum | 18 |
| Addition | 5 |
| Alteration | 19 |
| Alteration-Priority | 3 |
| Fence or Wall Fence | 1 |
| New | 11 |
| Parking Lot | 3 |
| Repair | 3 |
| Shell Building | 1 |
| Telecommunication and Broadcast Tower | 4 |
| Total | 74 |

Building (Residential)

| Permit type | Total Permits |
|---|---------------|
| <input checked="" type="checkbox"/> Building (Residential) | 133 |
| Accessory Structure | 10 |
| Addendum | 30 |
| Addition | 21 |
| Alteration | 22 |
| Duplex | 4 |
| Fence or Wall Fence | 1 |
| Indoor Storm Shelter | 1 |
| New Single Family | 28 |
| Repair | 13 |
| Retaining Wall | 2 |
| Townhouse | 1 |
| Total | 133 |

Zoning

| Permit type | Total Permits |
|---|---------------|
| <input checked="" type="checkbox"/> Zoning | 18 |
| Commercial | 8 |
| Residential | 10 |
| Total | 18 |

WSD

| Permit type | Total Permits |
|--|---------------|
| <input checked="" type="checkbox"/> Watershed | 3 |
| Commercial | 3 |
| Total | 3 |

Sidewalk/Driveway (Commercial)

| Permit type | Total Permits |
|---|---------------|
| <input checked="" type="checkbox"/> Sidewalk/Driveway (Commercial) | 7 |
| Arterial | 3 |
| Non-Arterial | 4 |
| Total | 7 |

Sidewalk/Driveway (Residential)

| Permit type | Total Permits |
|--|---------------|
| <input checked="" type="checkbox"/> Sidewalk/Driveway (Residential) | 56 |
| Non-Arterial | 56 |
| Total | 56 |



Average Turnaround Times for 1st Reviews - 60 Day Avg.

| Permit Type: | Building (Commercial) | Building (Residential) | Zoning | WSD | Sidewalk/Driveway (Commercial) | Sidewalk/Driveway (Residential) |
|--|-----------------------|------------------------|--------|-----|--------------------------------|---------------------------------|
| Avg. Time for 1st Review (Business Days) | 8 | 8 | 9 | 2 | 10 | 4 |

Building (Commercial) Permit 1st Review Times

| Permit type | Building | Floodplain Review | Planning/Zoning | Water/Sewer/Drainage |
|---------------------------------------|----------|-------------------|-----------------|----------------------|
| Building (Commercial) | | | | |
| Accessory Structure | 9.88 | | 8.63 | 8.00 |
| Addendum | 3.33 | | 3.89 | 1.00 |
| Addition | 10.60 | | 8.60 | 5.83 |
| Alteration | 9.40 | | 8.00 | 8.11 |
| Alteration-Priority | 2.13 | | | |
| Fence or Wall Fence | 7.00 | | 7.20 | 4.00 |
| New | 10.12 | | 9.63 | 7.71 |
| New Multi Family | 11.00 | | 11.33 | 10.00 |
| Parking Lot | 9.60 | | 7.83 | 7.67 |
| Repair | 1.00 | 1.00 | | |
| Shell Building | 11.00 | | 11.00 | 6.00 |
| Telecommunication and Broadcast Tower | 8.13 | | | |

Building (Residential) Permit 1st Review Times

| Permit type | Building | Floodplain Review | Planning/Zoning | Water/Sewer/Drainage |
|-------------------------------|----------|-------------------|-----------------|----------------------|
| Building (Residential) | | | | |
| Accessory Structure | 8.68 | 4.00 | 8.84 | 4.43 |
| Addendum | 3.39 | | 3.83 | 5.50 |
| Addition | 8.81 | | 9.26 | 4.48 |
| Alteration | 9.47 | 1.00 | 5.45 | 6.50 |
| Duplex | 9.40 | | 10.00 | 3.00 |
| Fence or Wall Fence | 9.00 | | 9.00 | 8.00 |
| Indoor Storm Shelter | 1.00 | | | |
| New Single Family | 6.85 | 2.80 | 7.38 | 4.43 |
| Repair | 1.00 | 1.00 | | |
| Retaining Wall | | | 7.50 | 4.33 |
| Townhouse | 10.00 | | 15.00 | 11.00 |

Zoning Permit 1st Review Times

| Permit type | Planning/Zoning |
|---------------|-----------------|
| Zoning | |
| Commercial | 8.56 |
| Residential | 8.28 |

WSD Permit 1st Review Times

| Permit type | Watershed Review |
|------------------|------------------|
| Watershed | |
| Commercial | 1.40 |

Sidewalk/Driveway (Commercial) Permit 1st Review Times

| Permit type | Streets and Stormwater |
|---------------------------------------|------------------------|
| Sidewalk/Driveway (Commercial) | |
| Arterial | 22.17 |
| Non-Arterial | 4.40 |

Sidewalk/Driveway (Residential) Permit 1st Review Times

| Permit type | Planning/Zoning | Streets and Stormwater |
|--|-----------------|------------------------|
| Sidewalk/Driveway (Residential) | | |
| Non-Arterial | 9.09 | 3.70 |

Total Permits Reviewed - Last 60 Days

| Permit Type: | Building (Commercial) | Building (Residential) | Zoning | WSD | Sidewalk/Driveway (Commercial) | Sidewalk/Driveway (Residential) |
|--|-----------------------|------------------------|-----------|----------|--------------------------------|---------------------------------|
| Total Building Permits Reviewed | 159 | 261 | 36 | 6 | 18 | 92 |

Building (Commercial)

| Permit type | Total Permits |
|--|---------------|
| <input checked="" type="checkbox"/> Building (Commercial) | 159 |
| Accessory Structure | 8 |
| Addendum | 33 |
| Addition | 5 |
| Alteration | 51 |
| Alteration-Priority | 8 |
| Fence or Wall Fence | 5 |
| New | 20 |
| New Multi Family | 4 |
| Parking Lot | 4 |
| Repair | 12 |
| Shell Building | 1 |
| Telecommunication and Broadcast Tower | 8 |
| Total | 159 |

Building (Residential)

| Permit type | Total Permits |
|---|---------------|
| <input checked="" type="checkbox"/> Building (Residential) | 261 |
| Accessory Structure | 19 |
| Addendum | 44 |
| Addition | 40 |
| Alteration | 56 |
| Duplex | 10 |
| Fence or Wall Fence | 3 |
| Indoor Storm Shelter | 1 |
| New Single Family | 64 |
| Repair | 19 |
| Retaining Wall | 4 |
| Townhouse | 1 |
| Total | 261 |

Zoning

| Permit type | Total Permits |
|---|---------------|
| <input checked="" type="checkbox"/> Zoning | 36 |
| Commercial | 18 |
| Residential | 18 |
| Total | 36 |

WSD

| Permit type | Total Permits |
|--|---------------|
| <input checked="" type="checkbox"/> Watershed | 6 |
| Commercial | 6 |
| Total | 6 |

Sidewalk/Driveway (Commercial)

| Permit type | Total Permits |
|---|---------------|
| <input checked="" type="checkbox"/> Sidewalk/Driveway (Commercial) | 18 |
| Arterial | 7 |
| Non-Arterial | 11 |
| Total | 18 |

Sidewalk/Driveway (Residential)

| Permit type | Total Permits |
|--|---------------|
| <input checked="" type="checkbox"/> Sidewalk/Driveway (Residential) | 92 |
| Non-Arterial | 92 |
| Total | 92 |



Average Turnaround Times for 1st Reviews - 90 Day Avg.

| Permit Type: | Building (Commercial) | Building (Residential) | Zoning | WSD | Sidewalk/Driveway (Commercial) | Sidewalk/Driveway (Residential) |
|--|-----------------------|------------------------|--------|-----|--------------------------------|---------------------------------|
| Avg. Time for 1st Review (Business Days) | 7 | 8 | 8 | 2 | 9 | 5 |

Building (Commercial) Permit 1st Review Times

| Permit type | Building | Floodplain Review | Planning/Zoning | Water/Sewer/Drainage |
|---------------------------------------|----------|-------------------|-----------------|----------------------|
| Building (Commercial) | | | | |
| Accessory Structure | 9.31 | | 7.77 | 7.47 |
| Addendum | 3.38 | | 3.70 | 1.00 |
| Addition | 9.63 | | 8.14 | 7.00 |
| Alteration | 9.35 | | 7.15 | 8.18 |
| Alteration-Priority | 2.25 | | | |
| Fence or Wall Fence | 7.00 | | 7.20 | 4.00 |
| Foundation Only | 5.00 | | 10.00 | 11.00 |
| New | 9.82 | | 10.54 | 7.63 |
| New Multi Family | 10.75 | | 9.50 | 10.00 |
| Parking Lot | 9.17 | | 7.57 | 7.86 |
| Repair | 1.00 | 1.00 | | |
| Shell Building | 9.00 | | 8.00 | 7.50 |
| Telecommunication and Broadcast Tower | 6.83 | | 5.00 | 15.00 |

Building (Residential) Permit 1st Review Times

| Permit type | Building | Floodplain Review | Planning/Zoning | Water/Sewer/Drainage |
|-------------------------------|----------|-------------------|-----------------|----------------------|
| Building (Residential) | | | | |
| Accessory Structure | 8.29 | 4.00 | 8.84 | 4.85 |
| Addendum | 3.28 | | 3.76 | 5.50 |
| Addition | 8.59 | | 9.15 | 4.35 |
| Alteration | 8.73 | 1.00 | 4.80 | 6.50 |
| Deck | 7.00 | | 10.00 | 4.00 |
| Duplex | 9.63 | | 11.00 | 3.75 |
| Fence or Wall Fence | 9.00 | | 9.00 | 8.00 |
| Indoor Storm Shelter | 4.20 | | | |
| Manufactured Housing Unit | 10.00 | | 10.00 | 7.50 |
| New Single Family | 6.17 | 2.50 | 6.50 | 4.11 |
| Repair | 1.00 | 1.00 | | |
| Retaining Wall | | | 7.50 | 4.00 |
| Townhouse | 10.00 | | 15.00 | 11.00 |

Zoning Permit 1st Review Times

| Permit type | Planning/Zoning |
|---------------|-----------------|
| Zoning | |
| Commercial | 7.24 |
| Residential | 7.31 |

WSD Permit 1st Review Times

| Permit type | Watershed Review |
|------------------|------------------|
| Watershed | |
| Commercial | 1.38 |

Sidewalk/Driveway (Commercial) Permit 1st Review Times

| Permit type | Streets and Stormwater |
|---------------------------------------|------------------------|
| Sidewalk/Driveway (Commercial) | |
| Arterial | 12.38 |
| Non-Arterial | 6.36 |

Sidewalk/Driveway (Residential) Permit 1st Review Times

| Permit type | Planning/Zoning | Streets and Stormwater |
|--|-----------------|------------------------|
| Sidewalk/Driveway (Residential) | | |
| Non-Arterial | 9.06 | 10.66 |
| Arterial | | 9.50 |

Total Permits Reviewed - Last 90 Days

| Permit Type: | Building (Commercial) | Building (Residential) | Zoning | WSD | Sidewalk/Driveway (Commercial) | Sidewalk/Driveway (Residential) |
|--|-----------------------|------------------------|-----------|----------|--------------------------------|---------------------------------|
| Total Building Permits Reviewed | 273 | 425 | 69 | 8 | 27 | 151 |

Building (Commercial)

| Permit type | Total Permits |
|---|---------------|
| <input type="checkbox"/> Building (Commercial) | 273 |
| Accessory Structure | 14 |
| Addendum | 55 |
| Addition | 8 |
| Alteration | 94 |
| Alteration-Priority | 12 |
| Fence or Wall Fence | 5 |
| Foundation Only | 1 |
| New | 25 |
| New Multi Family | 5 |
| Parking Lot | 5 |
| Repair | 35 |
| Shell Building | 2 |
| Telecommunication and Broadcast Tower | 12 |
| Total | 273 |

Building (Residential)

| Permit type | Total Permits |
|--|---------------|
| <input type="checkbox"/> Building (Residential) | 425 |
| Accessory Structure | 31 |
| Addendum | 47 |
| Addition | 58 |
| Alteration | 106 |
| Deck | 2 |
| Duplex | 20 |
| Fence or Wall Fence | 4 |
| Indoor Storm Shelter | 6 |
| Manufactured Housing Unit | 2 |
| New Single Family | 113 |
| Repair | 31 |
| Retaining Wall | 4 |
| Townhouse | 1 |
| Total | 425 |

Zoning

| Permit type | Total Permits |
|--|---------------|
| <input type="checkbox"/> Zoning | 69 |
| Commercial | 25 |
| Residential | 44 |
| Total | 69 |

WSD

| Permit type | Total Permits |
|---|---------------|
| <input type="checkbox"/> Watershed | 8 |
| Commercial | 8 |
| Total | 8 |

Sidewalk/Driveway (Commercial)

| Permit type | Total Permits |
|--|---------------|
| <input type="checkbox"/> Sidewalk/Driveway (Commercial) | 27 |
| Arterial | 15 |
| Non-Arterial | 12 |
| Total | 27 |

Sidewalk/Driveway (Residential)

| Permit type | Total Permits |
|---|---------------|
| <input type="checkbox"/> Sidewalk/Driveway (Residential) | 151 |
| Arterial | 2 |
| Non-Arterial | 149 |
| Total | 151 |



Average Turnaround Times for 1st Reviews - 180 Day Avg.

DEVELOPMENT SERVICES

| Permit Type: | Building (Commercial) | Building (Residential) | Zoning | WSD | Sidewalk/Driveway (Commercial) | Sidewalk/Driveway (Residential) |
|--|-----------------------|------------------------|--------|-----|--------------------------------|---------------------------------|
| Avg. Time for 1st Review (Business Days) | 9 | 9 | 7 | 2 | 7 | 6 |

Building (Commercial) Permit 1st Review Times

| Permit type | Building | Floodplain Review | Planning/Zoning | Water/Sewer/Drainage |
|---------------------------------------|----------|-------------------|-----------------|----------------------|
| Building (Commercial) | | | | |
| Accessory Structure | 9.31 | | 7.77 | 7.47 |
| Addendum | 3.38 | | 3.70 | 1.00 |
| Addition | 9.63 | | 8.14 | 7.00 |
| Alteration | 9.35 | | 7.15 | 8.18 |
| Alteration-Priority | 2.25 | | | |
| Fence or Wall Fence | 7.00 | | 7.20 | 4.00 |
| Foundation Only | 5.00 | | 10.00 | 11.00 |
| New | 9.82 | | 10.54 | 7.63 |
| New Multi Family | 10.75 | | 9.50 | 10.00 |
| Parking Lot | 9.17 | | 7.57 | 7.86 |
| Repair | 1.00 | 1.00 | | |
| Shell Building | 9.00 | | 8.00 | 7.50 |
| Telecommunication and Broadcast Tower | 6.83 | | 5.00 | 15.00 |

Building (Residential) Permit 1st Review Times

| Permit type | Building | Floodplain Review | Planning/Zoning | Water/Sewer/Drainage |
|-------------------------------|----------|-------------------|-----------------|----------------------|
| Building (Residential) | | | | |
| Accessory Structure | 8.29 | 4.00 | 8.84 | 4.85 |
| Addendum | 3.28 | | 3.76 | 5.50 |
| Addition | 8.59 | | 9.15 | 4.35 |
| Alteration | 8.73 | 1.00 | 4.80 | 6.50 |
| Deck | 7.00 | | 10.00 | 4.00 |
| Duplex | 9.63 | | 11.00 | 3.75 |
| Fence or Wall Fence | 9.00 | | 9.00 | 8.00 |
| Indoor Storm Shelter | 4.20 | | | |
| Manufactured Housing Unit | 10.00 | | 10.00 | 7.50 |
| New Single Family | 6.17 | 2.50 | 6.50 | 4.11 |
| Repair | 1.00 | 1.00 | | |
| Retaining Wall | | | 7.50 | 4.00 |
| Townhouse | 10.00 | | 15.00 | 11.00 |

Zoning Permit 1st Review Times

| Permit type | Planning/Zoning |
|---------------|-----------------|
| Zoning | |
| Commercial | 7.24 |
| Residential | 7.31 |

WSD Permit 1st Review Times

| Permit type | Watershed Review |
|------------------|------------------|
| Watershed | |
| Commercial | 1.38 |

Sidewalk/Driveway (Commercial) Permit 1st Review Times

| Permit type | Streets and Stormwater |
|---------------------------------------|------------------------|
| Sidewalk/Driveway (Commercial) | |
| Arterial | 12.38 |
| Non-Arterial | 6.36 |

Sidewalk/Driveway (Residential) Permit 1st Review Times

| Permit type | Planning/Zoning | Streets and Stormwater |
|--|-----------------|------------------------|
| Sidewalk/Driveway (Residential) | | |
| Non-Arterial | 9.06 | 10.66 |
| Arterial | | 9.50 |

Total Permits Reviewed - Last 180 Days

| Permit Type: | Building (Commercial) | Building (Residential) | Zoning | WSD | Sidewalk/Driveway (Commercial) | Sidewalk/Driveway (Residential) |
|--|-----------------------|------------------------|------------|-----------|--------------------------------|---------------------------------|
| Total Building Permits Reviewed | 583 | 919 | 115 | 15 | 41 | 309 |

Building (Commercial)

| Permit type | Total Permits |
|---|---------------|
| <input type="checkbox"/> Building (Commercial) | 583 |
| Accessory Structure | 30 |
| Addendum | 115 |
| Addition | 22 |
| Alteration | 214 |
| Alteration-Priority | 20 |
| Fence or Wall Fence | 9 |
| Foundation Only | 2 |
| New | 50 |
| New Multi Family | 12 |
| Parking Lot | 10 |
| Repair | 50 |
| Shell Building | 8 |
| Telecommunication and Broadcast Tower | 41 |
| Total | 583 |

Building (Residential)

| Permit type | Total Permits |
|--|---------------|
| <input type="checkbox"/> Building (Residential) | 919 |
| Accessory Structure | 58 |
| Addendum | 76 |
| Addition | 124 |
| Alteration | 242 |
| Deck | 6 |
| Duplex | 29 |
| Fence or Wall Fence | 21 |
| Indoor Storm Shelter | 19 |
| Manufactured Housing Unit | 6 |
| New Single Family | 252 |
| Outdoor Storm Shelter | 1 |
| Repair | 74 |
| Retaining Wall | 7 |
| Townhouse | 4 |
| Total | 919 |

Zoning

| Permit type | Total Permits |
|--|---------------|
| <input type="checkbox"/> Zoning | 115 |
| Commercial | 44 |
| Residential | 71 |
| Total | 115 |

WSD

| Permit type | Total Permits |
|---|---------------|
| <input type="checkbox"/> Watershed | 15 |
| Commercial | 15 |
| Total | 15 |

Sidewalk/Driveway (Commercial)

| Permit type | Total Permits |
|--|---------------|
| <input type="checkbox"/> Sidewalk/Driveway (Commercial) | 41 |
| Arterial | 19 |
| Non-Arterial | 22 |
| Total | 41 |

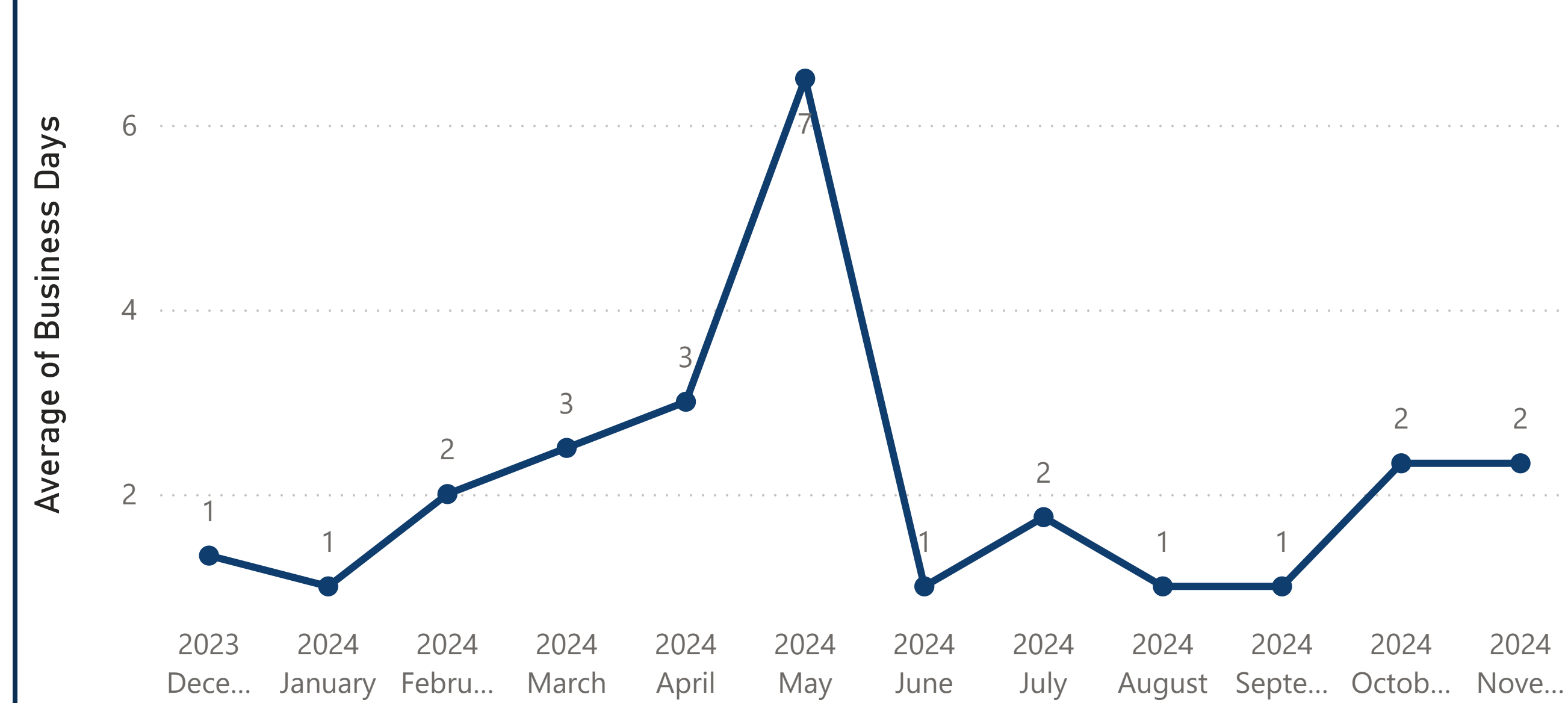
Sidewalk/Driveway (Residential)

| Permit type | Total Permits |
|---|---------------|
| <input type="checkbox"/> Sidewalk/Driveway (Residential) | 309 |
| Arterial | 11 |
| Non-Arterial | 298 |
| Total | 309 |

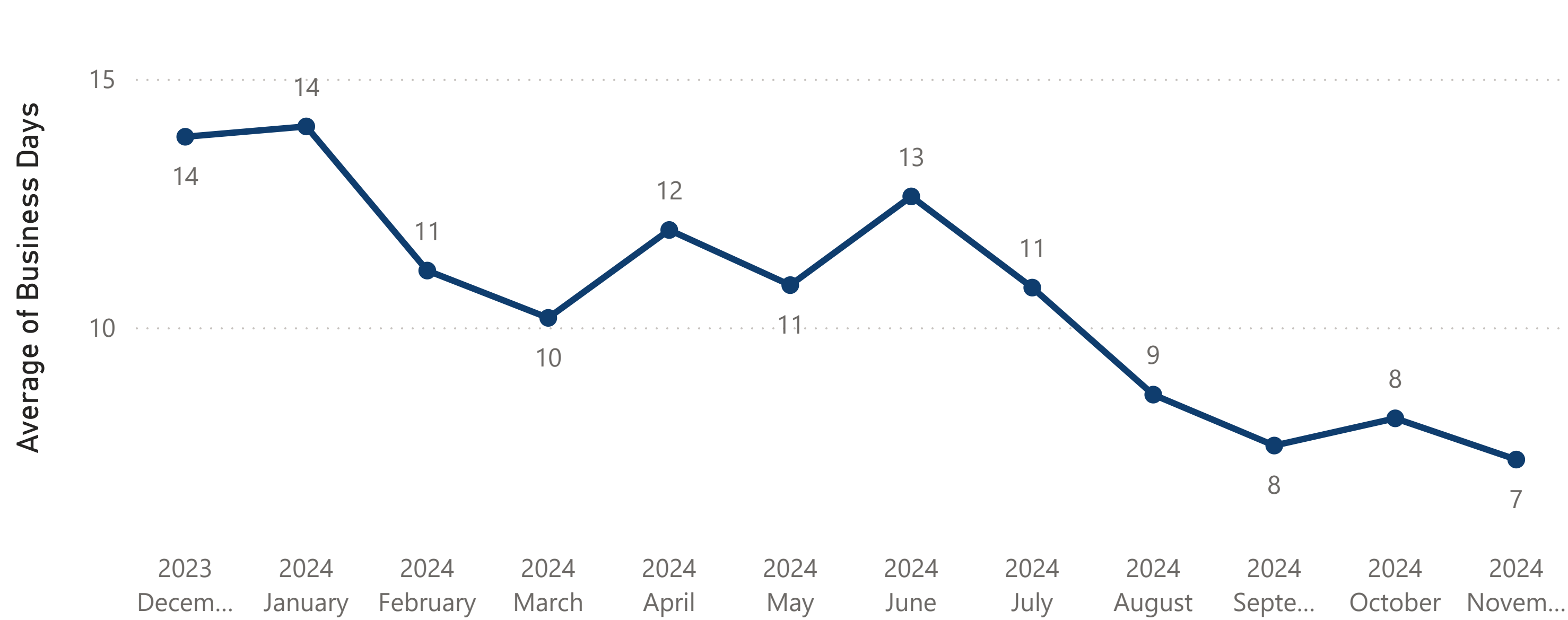
Building (Commercial) - Average Review Time (Business Days)



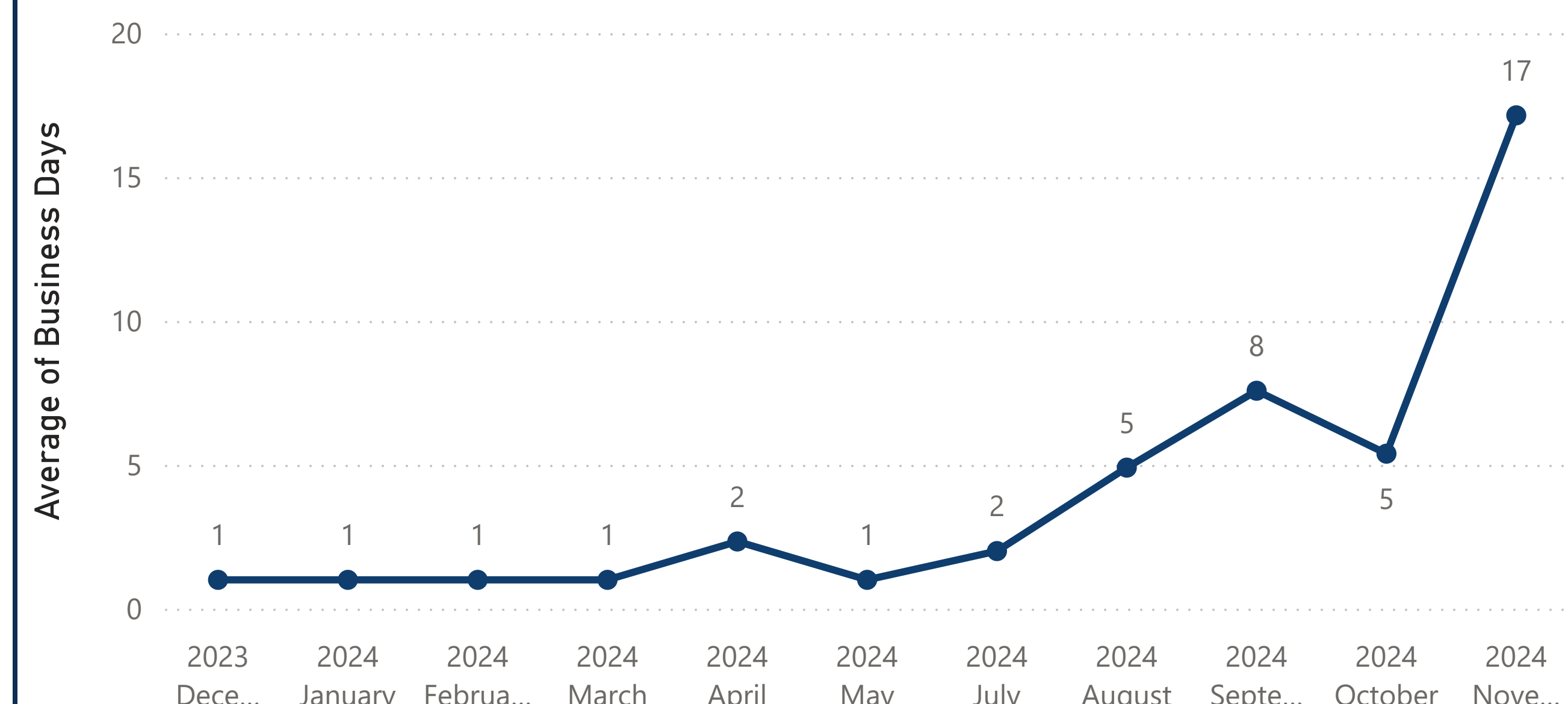
WSD - Average Review Time (Business Days)



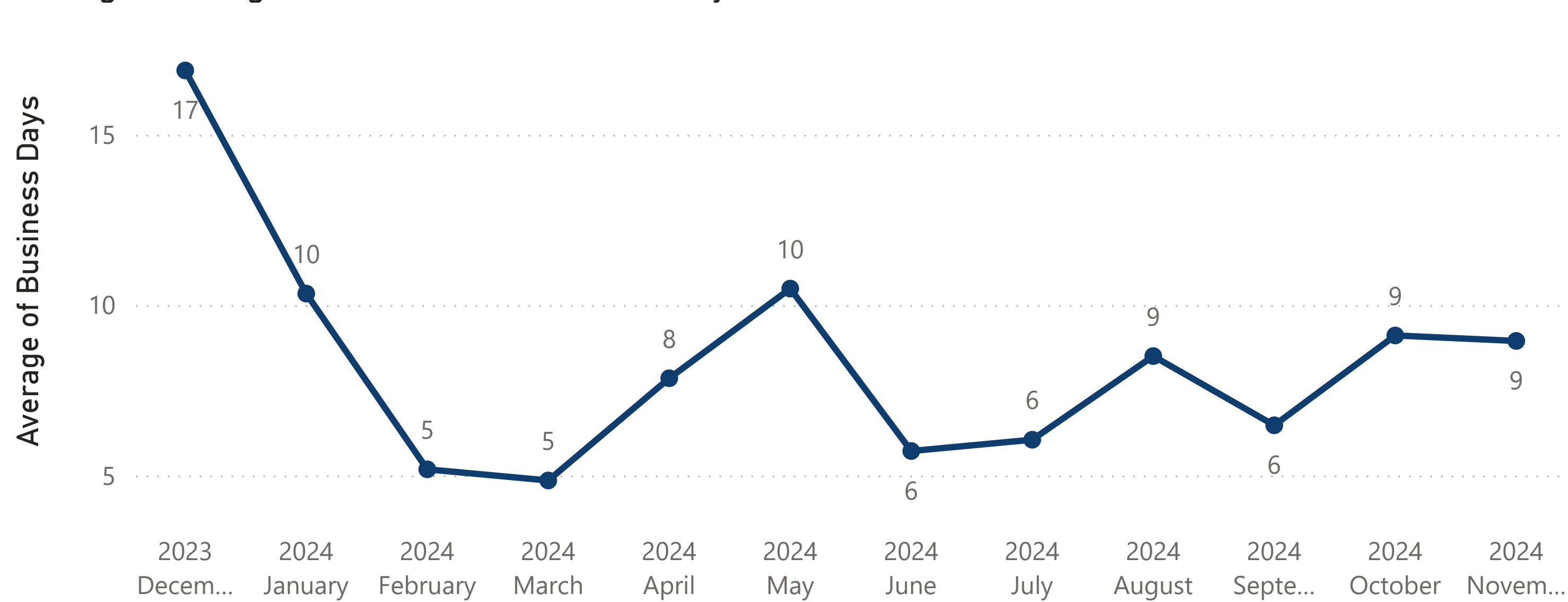
Building (Residential) - Average Review Time (Business Days)



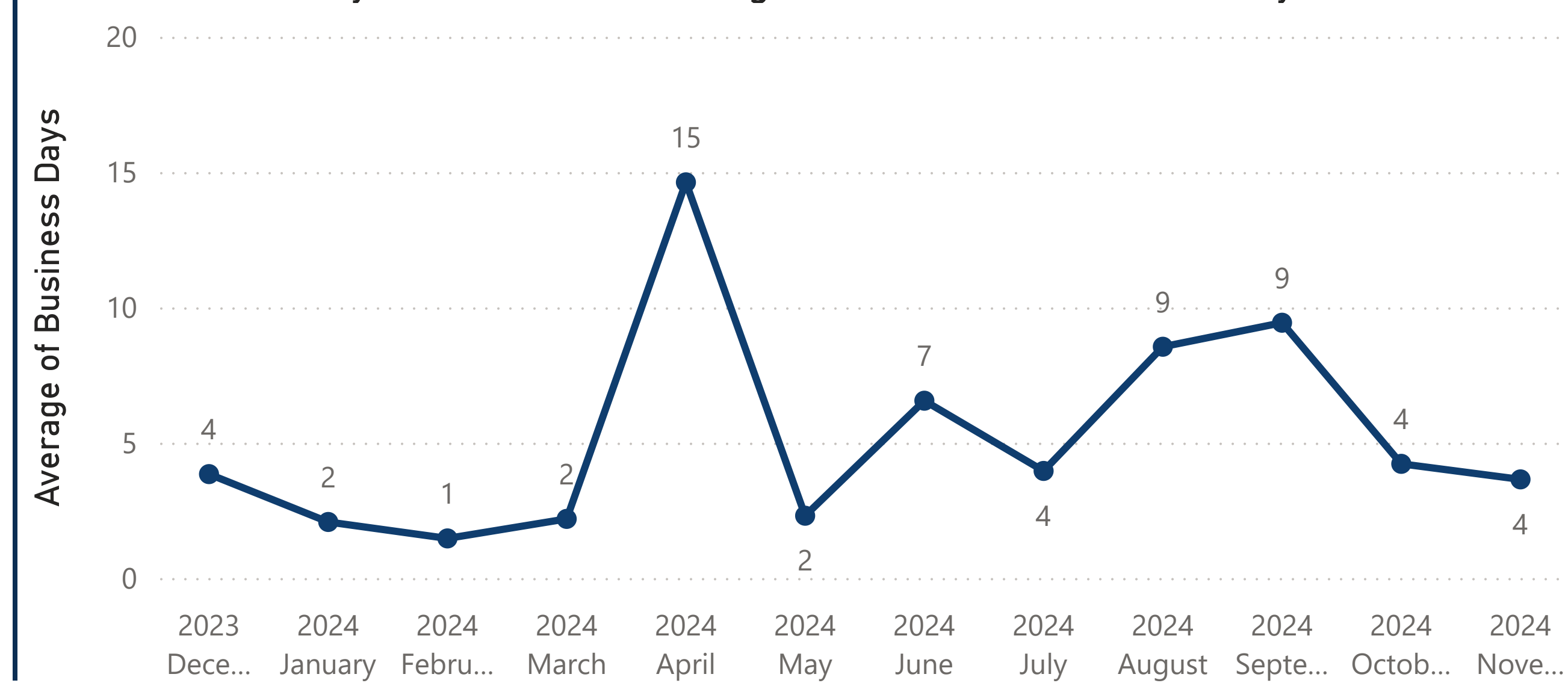
Sidewalk/Driveway (Commercial) - Average Review Time (Business Days)



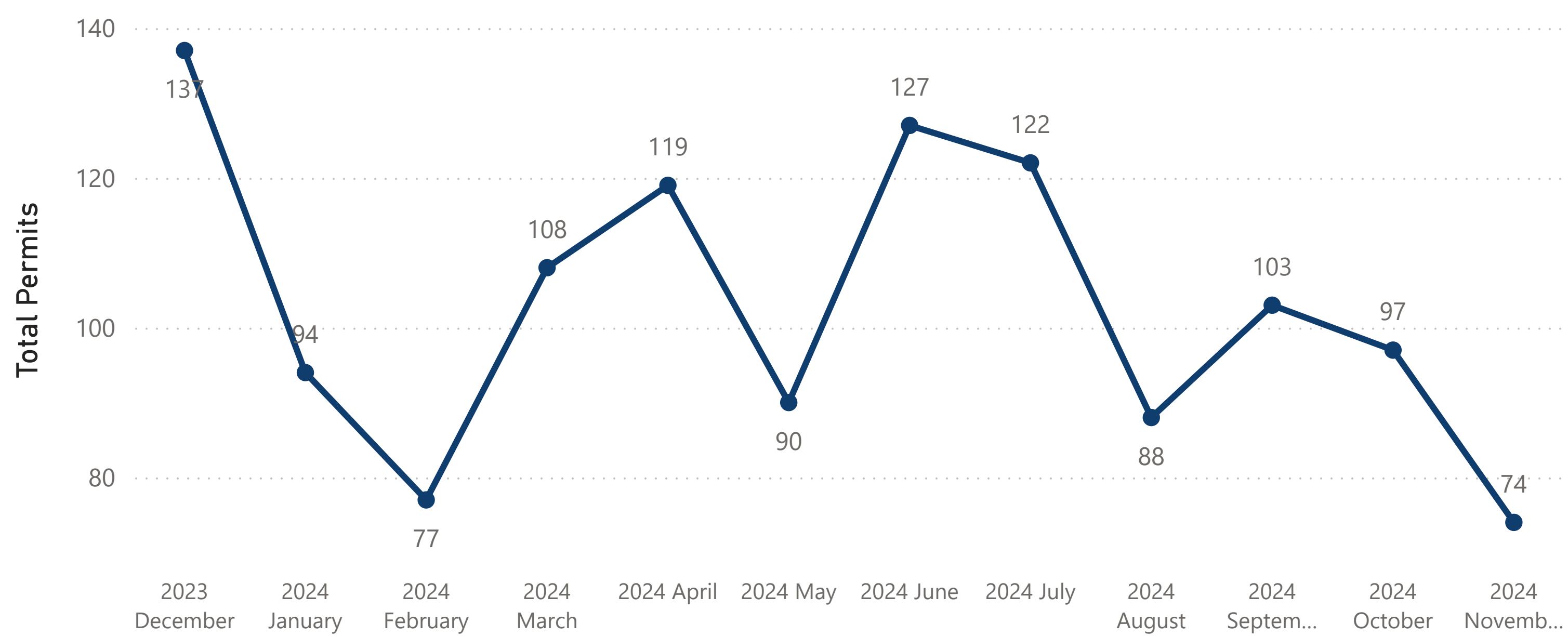
Zoning - Average Review Time (Business Days)



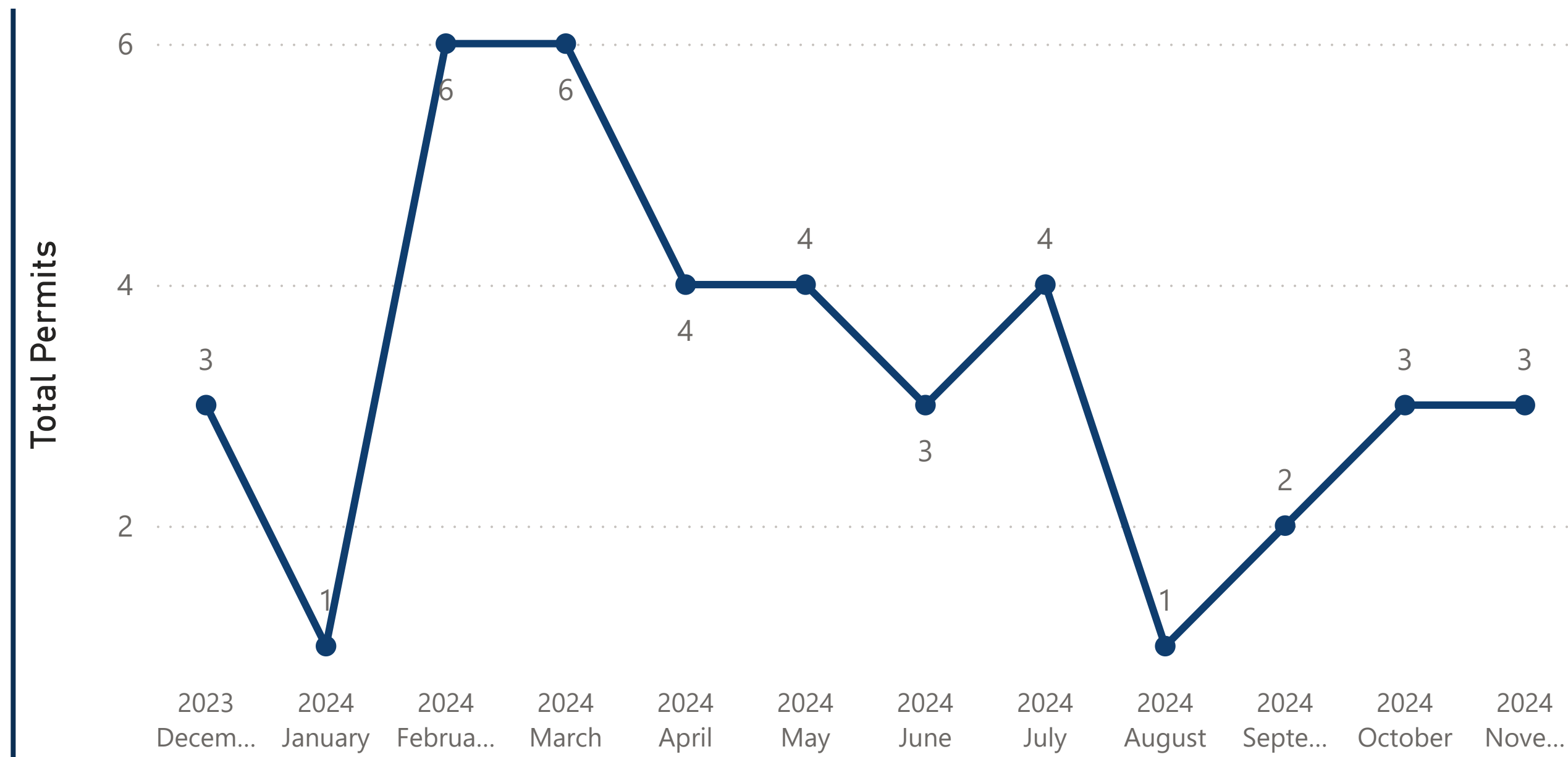
Sidewalk/Driveway (Residential) - Average Review Time (Business Days)



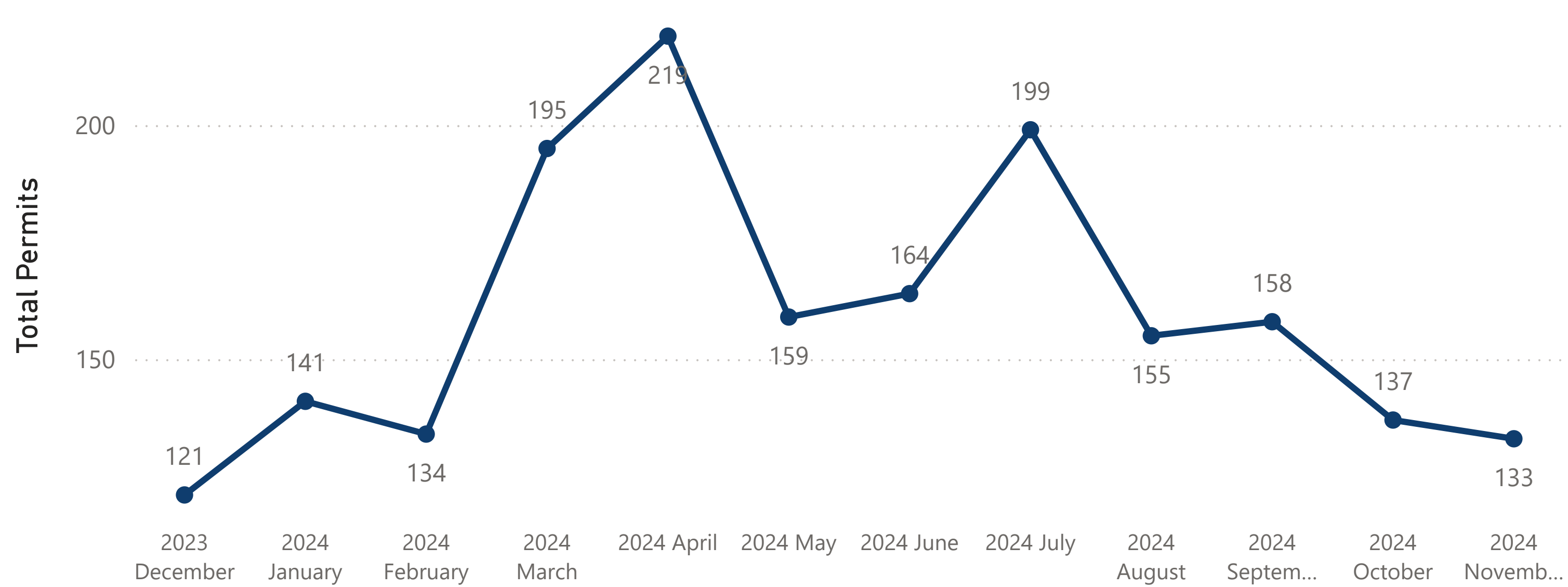
Building (Commercial) - Total Permits by Month



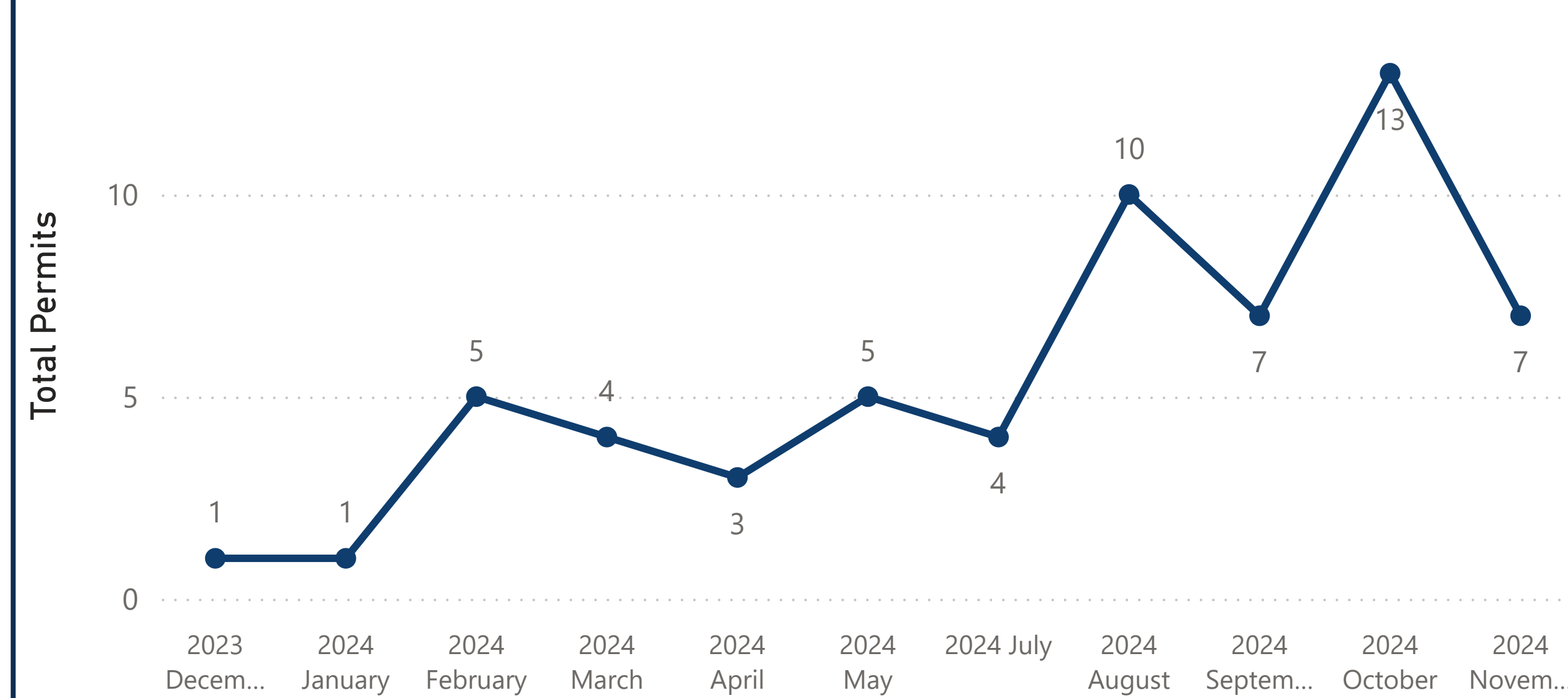
WSD - Total Permits by Month



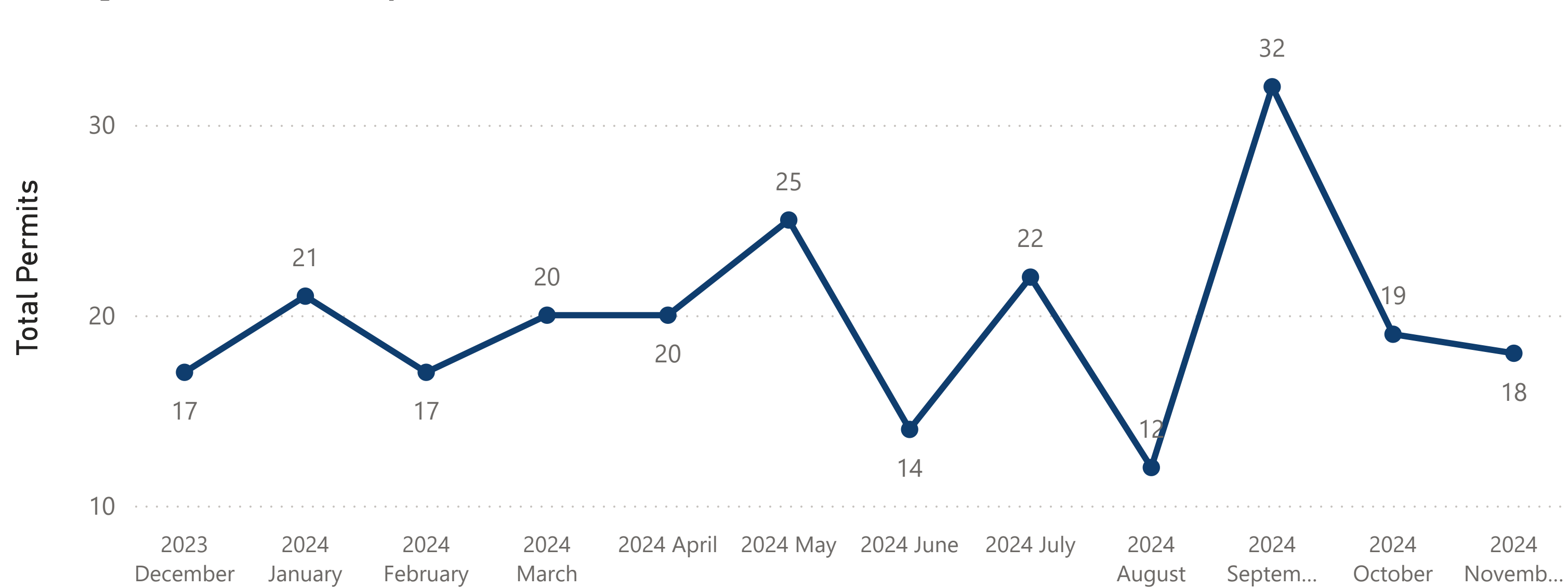
Building (Residential) - Total Permits by Month



Sidewalk/Driveway (Commercial) - Total Permits by Month



Zoning - Total Permits by Month



Sidewalk/Driveway (Residential) - Total Permits by Month

