



CITY OF
Tulsa
A New Kind of *Energy*™

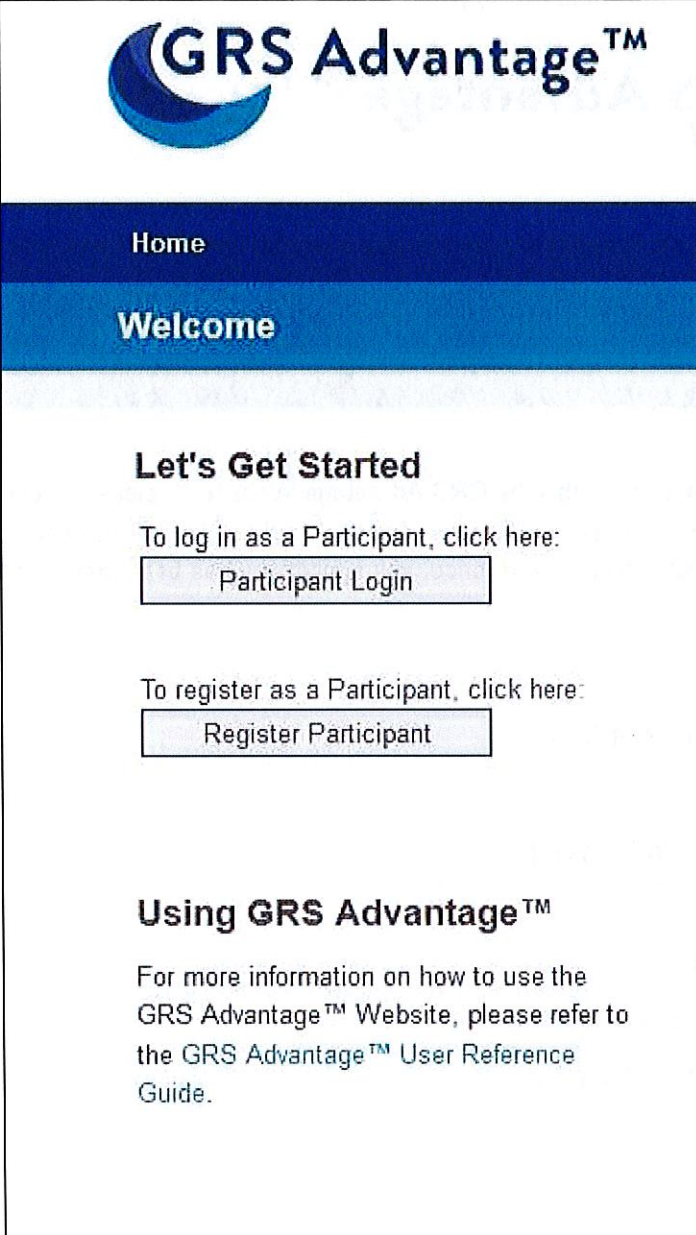
Guide to using the
Benefit Calculator
for the
City of Tulsa
Municipal Employees'
Retirement Plan

Table of Contents

| | |
|---|----|
| Registering or Logging in | 1 |
| Registering..... | 2 |
| Logging in..... | 4 |
| Using the Benefit Calculator | 6 |
| Managing your Account | 12 |

Registering or logging in


Participants navigate to www.grs-plan.com where they can either login if they have already registered or register.



The screenshot shows the GRS Advantage website home page. At the top left is the logo, which consists of a blue crescent shape followed by the text "GRS Advantage™". Below the logo is a dark blue navigation bar with the word "Home" in white. Underneath the navigation bar is a light blue banner with the word "Welcome" in white. The main content area has a white background. It features a section titled "Let's Get Started" in bold black text. Below this title, there is a line of text: "To log in as a Participant, click here:". This is followed by a rectangular button with a light blue border and the text "Participant Login" inside. Below this button, there is another line of text: "To register as a Participant, click here:". This is followed by another rectangular button with a light blue border and the text "Register Participant" inside. At the bottom of the page, there is a section titled "Using GRS Advantage™" in bold black text. Below this title, there is a paragraph of text: "For more information on how to use the GRS Advantage™ Website, please refer to the GRS Advantage™ User Reference Guide."

Registering

On the registration screen, participants need to enter their last name, last four digits of their SSN and their date of birth. Once these three items match in our database an account will be created for the participant with the provided email address.



Home

Register Participant

To request access to this the GRS Advantage Website™, please fill out the following questionnaire and use the "Request Access" button. You will be contacted via the email address provided below once your application has been processed.

Last Name

Last four digits of SSN

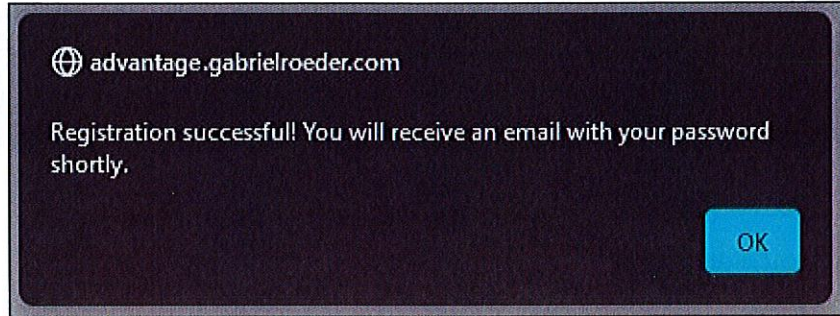
Birth Date (mm/dd/yyyy)

E-Mail Address

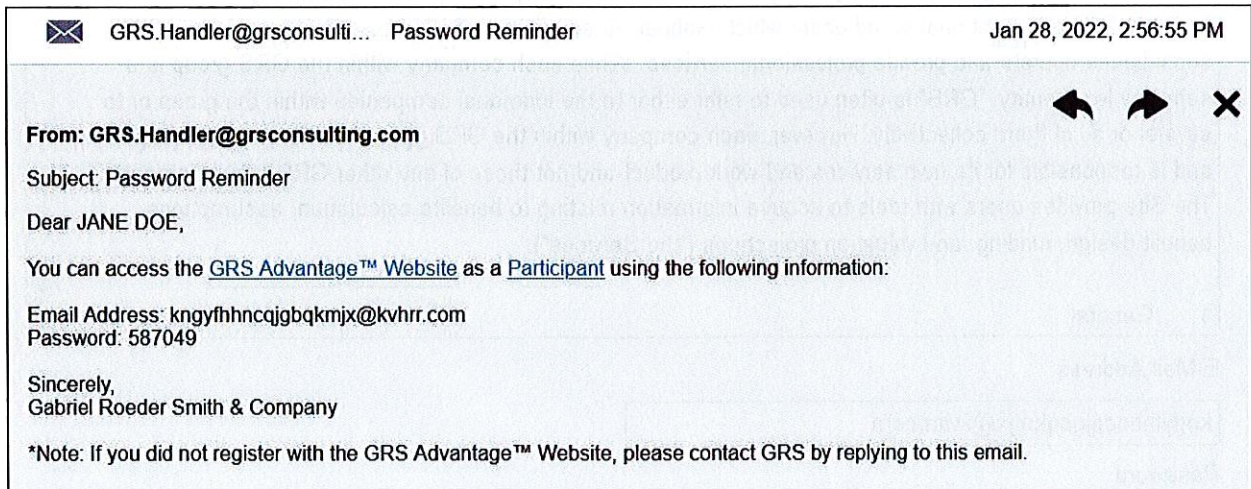
Confirm E-Mail Address

Registering (cont'd)

Once the registration is successful a confirmation is shown, also informing that an email was sent with the password.



The email that is sent.



Logging in

Navigating back to the initial screen and clicking on Participant Login, participants can enter their email address and password provided in the initial email and click on login.

[Home](#)

Participant Login

To login as a Plan Sponsor [Click Here](#).

Terms and Conditions

This website and the website <https://advantage.gabrielroeder.com/> , and the services and products available on the GRS Advantage™ Website ("Site") is operated and sold by GRS ("GRS," "Company," "us," "we," and "our"). "GRS" is the national brand under which Gabriel, Roeder, Smith & Company Holdings Inc. and its subsidiaries operate and provide professional services. While each company within the GRS group is a separate legal entity, "GRS" is often used to refer either to the individual companies within the group or to several or all of them collectively. However, each company within the GRS group has its own legal status and is responsible for its own services and work product and not those of any other GRS group company. The Site provides users with tools to acquire information relating to benefits calculation, assumptions, benefit design, funding, and valuation projections ("the Services").

1. General

E-Mail Address

Password

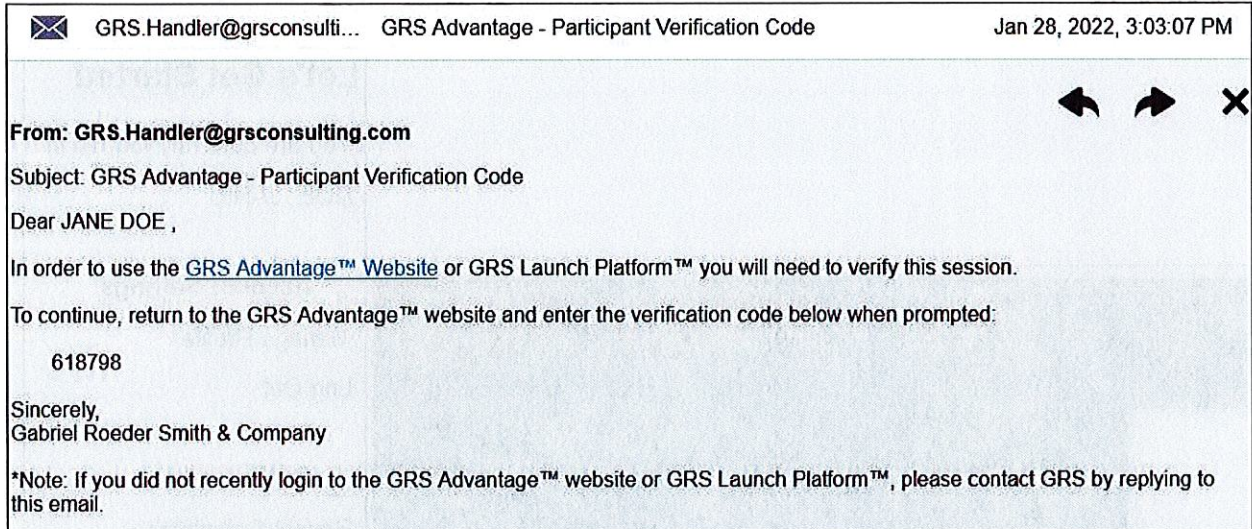
 [Forgot your password?](#)

I agree to the Terms and Conditions

[Click here to request access.](#)

Logging in (cont'd)

If the password is correct, an email will be sent with a verification code to complete logging in.



Participant will need to enter the verification code from the email and click on Verify.

The screenshot shows a web application interface with a dark blue header containing 'Home' and 'My Retirement' links. Below the header is a blue banner with the text 'Verify Session'. The main content area is white and contains the following text:

The device you are using is not recognized by our system or your verification period has expired.

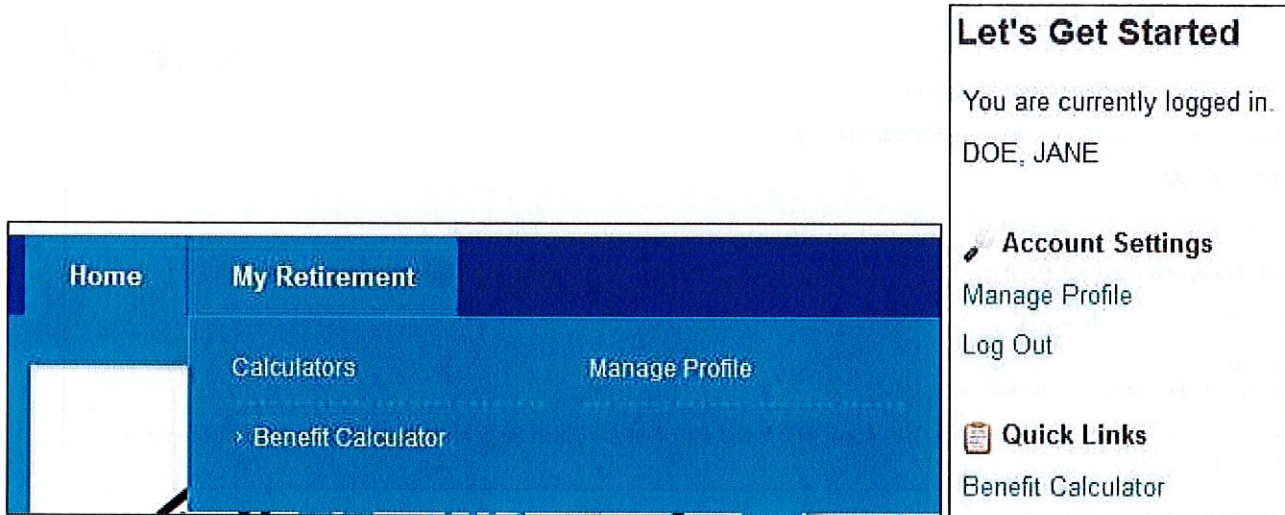
We have sent a verification code to the email address **kngyfhncqjgbqkmjx@kvhrr.com**.

Enter the verification code below to continue using the website:

[Send a new verification code](#)

Using the Benefit Calculator

Upon logging in, participants can either hover over *My Retirement* at the top of the page and then click on *Benefit Calculator* OR they can click on *Benefit Calculator* on the menu on the middle left of the page.




Using the Benefit Calculator (cont'd)

The benefit calculator screen will show the information stored for them in the database. They will need to enter a *Termination Date* and *Date of Retirement* to be able to calculate a benefit. If they enter a *Beneficiary Date of Birth*, the calculator will override any stored in the system with the one entered. This will not be saved but will update for that session only. If the participant wants to use the stored date of birth for the beneficiary then the date of birth does not have to be entered into the calculator inputs.

| | |
|----------------------|-------------------------------|
| Home | My Retirement |
|----------------------|-------------------------------|

Benefit Calculator

Tulsa Municipal Employees Retirement System

 Calculate Benefit  Contact Administrator

Employee Information

Employee SSN: XXX-XX-8888
Name: JANE DOE
Beneficiary Name: (None)
Date of Birth: 08/13/1959
Beneficiary Date of Birth: 11/10/1957
Date of Employment: 11/16/2005

Calculation Inputs

To calculate an estimate of your retirement benefits, enter the appropriate data and click on the "Calculate Benefit" button.

Termination Date

Date of Retirement (mm/dd/yyyy)

Beneficiary Date of Birth (mm/dd/yyyy)

**Fields in bold are required*

Using the Benefit Calculator (cont'd)

Once the dates entered above are valid, the calculator will display results of the calculation along with the various optional forms of payments.

To do a different calculation, change the appropriate fields above and click on the "Calculate Benefit" button.

Retirement Benefit Information

| | |
|-----------------------------------|--------------------|
| Member Age at Retirement | 66 years, 0 months |
| Beneficiary Age at Retirement | 67 years, 9 months |
| Benefit Multiplier | 2.35% |
| Monthly Final Average Salary | \$3,416.84 |
| Early Retirement Reduction Factor | N/A |
| Total Benefit Service (years) | 16.08333 |
| Monthly Benefits | |
| Straight Life (Member Only) | \$1,291.42 |

Partial Lump Sum

| | 1 time payment | Monthly Amount |
|--------|----------------|----------------|
| 1 Year | 15,497.04 | 1,161.11 |
| 2 Year | 30,994.08 | 1,030.80 |
| 3 Year | 46,491.12 | 900.50 |

Joint Survivor Benefits

| Rate | Retiree | 1 Year | 2 Year | 3 Year | Survivor | 1 Year | 2 Year | 3 Year |
|-------|----------|----------|--------|--------|----------|--------|--------|--------|
| 3/4 | 1,173.34 | 1,054.95 | 936.55 | 818.16 | 880.01 | 791.21 | 702.41 | 613.62 |
| Popup | 1,153.19 | 1,036.82 | 920.46 | 804.11 | 864.89 | 777.62 | 690.35 | 603.08 |
| 2/3 | 1,185.38 | 1,065.77 | 946.16 | 826.56 | 790.25 | 710.51 | 630.77 | 551.04 |
| Popup | 1,167.07 | 1,049.30 | 931.54 | 813.79 | 778.05 | 699.53 | 621.03 | 542.53 |
| 1/2 | 1,210.23 | 1,088.11 | 965.99 | 843.88 | 605.12 | 544.06 | 483.00 | 421.94 |
| Popup | 1,195.85 | 1,075.19 | 954.52 | 833.86 | 597.93 | 537.60 | 477.26 | 416.93 |



Using the Benefit Calculator (cont'd)

The benefit calculator screen will show the information stored for them in the database. They will need to enter a *Termination Date* and *Date of Retirement* to be able to calculate a benefit. If they enter a *Beneficiary Date of Birth*, the calculator will override any stored in the system with the one entered. This will not be saved but will update for that session only.

Home My Retirement

Benefit Calculator

Tulsa Municipal Employees Retirement System

 Calculate Benefit  Contact Administrator

Employee Information

Employee SSN: XXX-XX-8888
Name: JANE DOE
Beneficiary Name: (None)
Date of Birth: 08/13/1959
Beneficiary Date of Birth: 11/10/1957
Date of Employment: 11/16/2005

Calculation Inputs

To calculate an estimate of your retirement benefits, enter the appropriate data and click on the "Calculate Benefit" button.

Termination Date

Date of Retirement (mm/dd/yyyy)

Beneficiary Date of Birth (mm/dd/yyyy)

**Fields in bold are required*

Using the Benefit Calculator (cont'd)

Once the dates entered above are valid, the calculator will display results of the calculation along with the various optional forms of payments.

To do a different calculation, change the appropriate fields above and click on the "Calculate Benefit" button.

Retirement Benefit Information

Member Age at Retirement 66 years, 0 months
 Beneficiary Age at Retirement 67 years, 9 months
 Benefit Multiplier 2.35%
 Monthly Final Average Salary \$3,416.84
 Early Retirement Reduction Factor N/A
 Total Benefit Service (years) 16.08333

Monthly Benefits

Straight Life (Member Only) \$1,291.42

Partial Lump Sum

| | 1 time payment | Monthly Amount |
|--------|----------------|----------------|
| 1 Year | 15,497.04 | 1,161.11 |
| 2 Year | 30,994.08 | 1,030.80 |
| 3 Year | 46,491.12 | 900.50 |

Joint Survivor Benefits

| Rate | Retiree | 1 Year | 2 Year | 3 Year | Survivor | 1 Year | 2 Year | 3 Year |
|-------|----------|----------|--------|--------|----------|--------|--------|--------|
| 3/4 | 1,173.34 | 1,054.95 | 936.55 | 818.16 | 880.01 | 791.21 | 702.41 | 613.62 |
| Popup | 1,153.19 | 1,036.82 | 920.46 | 804.11 | 864.89 | 777.62 | 690.35 | 603.08 |
| 2/3 | 1,185.38 | 1,065.77 | 946.16 | 826.56 | 790.25 | 710.51 | 630.77 | 551.04 |
| Popup | 1,167.07 | 1,049.30 | 931.54 | 813.79 | 778.05 | 699.53 | 621.03 | 542.53 |
| 1/2 | 1,210.23 | 1,088.11 | 965.99 | 843.88 | 605.12 | 544.06 | 483.00 | 421.94 |
| Popup | 1,195.85 | 1,075.19 | 954.52 | 833.86 | 597.93 | 537.60 | 477.26 | 416.93 |

Using the Benefit Calculator (cont'd)

The following message will appear informing this is only an estimate.

[Print Report](#)

This is an ESTIMATE. A City Ordinance (Title 28) governs the operation of the Municipal Employee's Retirement Plan. This estimate is provided as a planning resource and for general participant information. In case of any difference or discrepancy between this statement and the Plan, the Plan will govern.

You must contact retirement services at retirement@cityoftulsa.org 60 to 90 days in advance of retirement.

Joint & Survivor Benefit:

The normal form of retirement income payable under the Plan to a Participant who is married at the time payments commence shall be a joint and survivor income. The J&S income is payable monthly for the participant's life and shall continue after the participant's death at 1/2, 2/3, or 3/4 of the retiree's then current monthly rate, payable to the surviving spouse.

Joint & Survivor Benefit with Popup Option:

If the spouse of the retiree dies on or after the date that the Joint & Survivor income benefit has commenced and before the death of the retiree, the retiree's benefit shall convert to a Straight Life annuity benefit on the month following the death of the spouse. The Joint & Survivor Popup Option is available only where the contingent annuitant is the spouse of the Participant.

Using the Benefit Calculator (cont'd)

Participants will also see their employee contributions history at the very end of the page, before or after a calculation is performed.

| Employee Contributions | | | |
|------------------------|---------------|-----------------|----------|
| Year | Contributions | Interest Earned | Balance |
| 2005 | 80.24 | 0.00 | 80.24 |
| 2006 | 1008.67 | 4.01 | 1092.92 |
| 2007 | 1090.98 | 54.64 | 2238.54 |
| 2008 | 1134.76 | 111.93 | 3485.23 |
| 2009 | 1206.89 | 174.26 | 4866.38 |
| 2010 | 1199.41 | 243.32 | 6309.11 |
| 2011 | 1385.88 | 315.46 | 8010.45 |
| 2012 | 1984.28 | 400.52 | 10395.25 |
| 2013 | 2195.64 | 519.76 | 13110.65 |
| 2014 | 2226.71 | 655.53 | 15992.89 |
| 2015 | 2668.88 | 799.64 | 19361.41 |
| 2016 | 2612.52 | 968.07 | 22942.00 |
| 2017 | 2614.56 | 1147.10 | 26703.66 |

Using the Benefit Calculator (cont'd)

If valid dates are not entered the calculator will show an error message, for example if the *Date of Retirement* is too early (based on a different participant than the other screenshots).

Calculate Benefit

To do a different calculation, change the appropriate fields above and click on the "Calculate Benefit" button.

The following error occurred during the calculation:

Error 1: The member does not appear to meet the regular retirement eligibility conditions as of 2/ 1/2030.

Details: Eligibility for regular retirement is as follows: age 65 with 05 years of service or age 99 with 99 years of service. Eligibility for early retirement is as follows: age 55 with 05 years of service. The member's age as of the retirement date is 30 years and 07 months. The member's eligibility service is 12.16667. Given the entered termination date, the earliest retirement date is 7/ 1/2064.


NOTE: Message may vary depending on criteria that is based upon your entry into the retirement plan (i.e., early retirement eligibility may be age 60).

Some participants may receive a message the calculation is unable to be completed based on factors such as multiple hire dates and therefore will need to contact Retirement Services at retirement@cityoftulsa.org for an estimate.

Participants can click on *Manage Profile* from either of the two menus where they can change their email address and password on file.

| | |
|----------------------|-------------------------------|
| Home | My Retirement |
|----------------------|-------------------------------|

Manage Profile

 Return/Cancel Changes

Participant Information

First Name: JANE
Middle Name:
Last Name: DOE
Street Address:
City:
State:
Zip Code:
Country:
Phone Number:

Account Information

Email Address:

In order to change your password, you will need to provide a new password and a confirmation of your new password.

Passwords must conform to the following requirements:

1. Password cannot be the same as current password.
2. Passwords must be a minimum of eight characters long
3. Passwords must contain at least one capital letter.
4. Passwords must contain at least one lowercase letter.
5. Passwords must contain at least one number.

New Password:

Confirm Password: