

SECTION 6: FIVE-YEAR CAPITAL PLAN SUMMARY

Tulsa Police Reserve

Established in 1995

Mission

To augment and support the various community services of the Tulsa Police Department (TPD) by providing well-trained and dedicated volunteer officers on an as needed basis.

Definition

The Tulsa Police Reserve (TPR) is comprised of part-time volunteer officers on call to be deployed as an adjunct to the on-duty, full-time officers to provide needed aid, services, and support to the citizens of the City of Tulsa.

Scope of Services Provided

TPR officers play a vital role in balancing safety and cost factors during special/civic events and provide a cost effective solution to continuing demands for greater police service including, but not limited to initiating traffic stops for hazardous moving violations, assisting motorists, transporting, booking and guarding prisoners, thereby helping ensure the safety of citizens throughout the City of Tulsa. TPR officers meet high training and compliance standards before they are eligible to serve the public.

Successes/ Accomplishments

The average TPR officer volunteer donates 300 hours annually translating into savings to the city budget of more than \$350,000 per year. In

addition their support services free up countless hours for Tulsa Police Department officers to focus on more pressing crime issues facing the city.

Future Challenges and Opportunities

Continue maintaining the highest standards for training of all TPR officers to assure optimum service and safety when in the field, and to stay abreast of and respond to the evolving supplementary service needs of the TPD.

Annual Budget

The Tulsa Police Reserve is funded through the Special Operations Division of the Tulsa Police Department that is supported by the general fund.





FISCAL YEARS 2008-2012 CAPITAL PLAN

This document serves as a basis for a planning framework through which future capital funding and construction programs can be developed.

The City of Tulsa has had an aggressive capital improvements program for twenty-five years. The Third Penny Sales Tax program by itself has financed almost \$1.7 billion in needed projects during this time. That amount has been augmented by \$1.3 billion of additional general obligation and revenue bond dollars and millions more from federal grants and loans. A \$250 million General Obligation Bond program was approved by the voters on April 5, 2005. Three of five planned issues have been completed, totaling \$153 million in currently available funds. The fourth issue is planned in February 2008 for another \$58 million. Capital funding has been and will continue to be used for roads, sanitary sewer facilities, flood control, economic development, Tulsa Airports, parks, and water system improvements that cost over \$100,000 and have a useful life of over five years. These improvements consist of both new construction projects as well as maintenance of existing facilities.

On May 9, 2006, voters approved an extension of the Third Penny Sales Tax program to provide \$465 million for capital projects in all areas of the city. The first sales tax revenue was received in September 2006. This approval provides for the issuance of Advance Funding Sales Tax Revenue Bonds to fully fund the uncompleted projects in the 2001 Sales Tax Program. These bonds were sold in June 2006. An additional \$395 million in new projects and programs were approved as well. The first of these received funding in FY 07. The remainder will be funded as revenue is received over the six year program on the traditional pay as you go basis. Information about the proposed program is contained in Approved Programs, Section 7, of this document including a listing of the proposed funding for Fiscal Year 2008, the first full year of the program.

Starting with 2008-2012 CIP, the structure of the CIP Inventory and funding table has been changed to reflect future funding constraints and the impact of capital projects on the operating budget. With the adoption of the 2008-2012 CIP, the inventory will include all identified unfunded projects as it has in the past, however, the funding table will include only the high priority projects which can realistically be funded within the 2008-2012 time frame taking into consideration the anticipated size of future capital improvement packages. The departmental funding shown in the funding table will be based on historical levels of funding as approved by the citizens of the City of Tulsa and anticipated enterprise funded capital programs.

The recommendations contained in this document set the parameters for the continuing discussions regarding Tulsa's on-going capital needs. This five-year plan continues the policy of a balanced use of available capital financing sources and proposed bond financing near the middle of five-year sales tax programs.

FIVE-YEAR LEVEL OF RECOMMENDED FUNDING

BY DEPARTMENT

Fiscal Years 2008 - 2012

(All Dollars in Thousands)

<u>Project Type</u>	<u>Total Requests</u>	<u>Recommended Funding</u>	<u>Percent Funding</u>
Police Department Projects	\$ 10,800	\$ 10,800	100%
Fire Department Projects	3,000	3,000	100%
Information Technology Department	1,175	1,175	100%
Total Public Safety and Protection	14,975	14,975	100%
Park and Recreation Projects	8,355	2,770	33%
Gilcrease Museum Projects	1,450	1,450	100%
Tulsa Convention Center and Performing Arts Center	2,185	1,450	66%
River Parks Projects	600	600	100%
Total Cultural Development and Recreation	12,590	6,270	50%
Street and Expressway Projects	1,992,400	64,000	3%
Water System Projects	215,425	59,870	28%
Sanitary Sewer System Projects	238,520	72,485	30%
Flood Control Projects	50,480	15,610	31%
Facilities Maintenance Projects	6,000	3,000	50%
Total Public Works and Development	2,502,825	214,965	9%
Economic Development and Real Estate Management	30,630	3,450	11%
Total Economic Devel. and Real Estate Mgmt.	30,630	3,450	11%
Airport Projects	145,450	145,450	100%
Tulsa Transit Projects	8,240	8,240	100%
Total Transportation	153,690	153,690	100%
Equipment Management Projects	4,000	3,800	95%
Total Administrative and Support Services	4,000	3,800	95%
Total of All Capital Project Types	\$ 2,718,710	\$ 396,700	15%

A SUMMARY OF THE CAPITAL BUDGET AND FIVE-YEAR CAPITAL PLAN

The following is a summary of all proposed, but unfunded capital expenditures for the next five years. It does not include project allocations in previously approved capital programs. *The amount shown does not include each department's funding from the approved 2006 Sales Tax Extension or Advance Funding program.*

<u>PROGRAM/DEPARTMENT</u>	Proposed 5-Year Funding
<u>PUBLIC SAFETY AND PROTECTION</u>	
Police Expansion of the Animal Shelter is becoming critical. A new downtown support policing facility will be needed to support the BOK Arena.	\$11 million
Fire The Apparatus Replacement Program is still the department's highest priority. The continuation of the major fire station rehabilitation program remains a high priority as well.	\$3 million
Information Technology Department An upgrade to the telecommunications system at the Zoo has become critical and is a priority this year. A major project that is becoming a higher priority each year is the replacement of the existing Financial Management and Control system.	\$1 million
<i>Total Public Safety and Protection</i>	
\$15 million	
<u>CULTURAL DEVELOPMENT AND RECREATION</u>	
Park and Recreation Department Implementation of the adopted 10-year master development plan for park facilities and resource utilization study will continue.	\$3 million
Gilcrease Museum Funding from future programs is proposed to protect the \$1 billion collection and improve the facilities located on the grounds of the museum.	\$1 million
Tulsa Convention Center and Performing Arts Center The highest priority at the TCC is installing a fire alarm and sprinkler system in the older portion of the facility and upgrading these systems in the newer section. The construction of a new mid-size theater, estimated to cost over \$25 million, will be scheduled after feasibility and design studies are complete.	\$1 million
River Parks A consistent maintenance program for all of the River Parks' facilities is the Authority's highest priority.	\$1 million
<i>Total Cultural Development and Recreation</i>	
\$6 million	
<u>PUBLIC WORKS</u>	
Streets & Expressways Future General Obligation bond issues and sales tax will be needed to finance high priority street projects. The top priority for funding is still maintenance of existing residential and arterial streets.	\$64 million

<u>PROGRAM/DEPARTMENT</u>	<u>Proposed 5-Year Funding</u>
<p>Water System The 2005 update of the Comprehensive Water System Study identifies the most critical needs in this area, such as protecting the Spavinaw watershed from pollution and the maintenance of the existing distribution system. Plans for future expansions are also identified.</p>	\$60 million
<p>Sanitary Sewer All State and Federal mandates have been funded and are complete. This plan proposes state loans, bonds and enterprise funds to finance system improvements in the five-year period based upon the recently completed Comprehensive Wastewater System Study.</p>	\$72 million
<p>Flood Control Future programs should include additional flood-control projects as identified in the Citywide Flood Control Plan. Channel erosion control and rehabilitation as well as urgent small drainage improvements are identified as the highest priorities in the plan.</p>	\$16 million
<p>Public Facilities Maintenance The maintenance of capital projects to lengthen their useful lives is critical. Also critical are improvements to security at most public facilities. Additional sources of maintenance capital need to be identified, as an inventory backlog of over \$75 million exists.</p>	\$3 million
Total Public Works	\$215 million
<p>Economic Development and Real Estate Management Projects The construction of a second new core-area parking garage is proposed. Over \$3 million would be spent on redevelopment activities in neighborhoods that surround downtown. Support development for the new arena is also proposed.</p>	\$4 million
Total Economic Development and Real Estate Management	\$4 million
<u>TRANSPORTATION</u>	
<p>Airport Projects FAA Grants, landing fees, passenger ticket fees and other sources such as property leases to airport tenants will provide the financing for the Airport Capital Plan. The highest priority programs at the airport are the Noise Mitigation Program and improvements to the Terminal.</p>	\$145 million
<p>Tulsa Transit Projects This year's plan recommends funding directed toward improving rider services by acquiring new buses. Federal funds would be used to supplement local funding.</p>	\$8 million
Total Transportation	\$153 million
<u>ADMINISTRATIVE AND SUPPORT SERVICES</u>	
<p>Equipment Management Projects The top priorities are the expansion and addition of facilities for maintenance activity. A second phase of the expansion and renovation of facilities located at the Newblock compound is proposed for the next funding program.</p>	\$4 million

<u>PROGRAM/DEPARTMENT</u>	Proposed 5-Year Funding
Capital Equipment Replacement Police and Fire vehicles, EMS vehicles, personal computers, and other equipment are on-going needs. Additional funding, as identified in the 2005 Equipment Study, will be needed on an on going basis from future funding programs.	\$0 million
<i>Total Administrative and Support Services</i>	\$4 million
<u>TOTAL PROPOSED FIVE-YEAR FUNDING PROGRAM</u>	\$397 million

CITY OF TULSA
FISCAL YEARS 2008-2012 CAPITAL IMPROVEMENTS FUNDING SCHEDULE
SUMMARY OF FUNDING REQUESTS BY DEPARTMENT *

Prepared by the Department of Finance in Collaboration with the Operating Departments
All Dollars in Thousands

<u>Project Type</u>	<u>Est. Cost</u>	<u>FY08</u>	<u>FY09</u>	<u>FY10</u>	<u>FY11</u>	<u>FY12</u>	<u>Total</u>
Police Department Projects	\$10,800	\$0	\$0	\$500	\$5,080	\$5,220	\$10,800
Fire Department Projects	\$3,000	\$0	\$0	\$1,500	\$1,500	\$0	\$3,000
Information Technology Department	\$1,175	\$0	\$0	\$0	\$0	\$1,175	\$1,175
Total Public Safety and Protection	\$14,975	\$0	\$0	\$2,000	\$6,580	\$6,395	\$14,975
Park and Recreation Department Projects	\$8,355	\$0	\$0	\$460	\$985	\$1,325	\$2,770
Gilcrease Museum Projects	\$1,450	\$0	\$0	\$0	\$200	\$1,250	\$1,450
Tulsa Convention Center and Performing Arts Center Projects	\$2,185	\$0	\$0	\$0	\$720	\$280	\$1,000
River Parks Projects	\$600	\$0	\$0	\$200	\$200	\$200	\$600
Total Cultural Devel. and Recreation	\$12,590	\$0	\$0	\$660	\$2,105	\$3,055	\$5,820
Street and Expressway Projects	\$1,992,400	\$0	\$0	\$18,700	\$19,200	\$26,100	\$64,000
Water System Projects	\$215,425	\$3,835	\$4,485	\$26,730	\$4,750	\$20,070	\$59,870
Sanitary Sewer System Projects	\$238,520	\$1,975	\$26,400	\$24,425	\$9,010	\$10,675	\$72,485
Flood Control Projects	\$50,480	\$1,800	\$1,185	\$4,225	\$4,190	\$4,210	\$15,610
Facilities Maintenance Projects	\$6,000	\$0	\$0	\$1,000	\$1,000	\$1,000	\$3,000
Total Public Works	\$2,502,825	\$7,610	\$32,070	\$75,080	\$38,150	\$62,055	\$214,965
Economic Development and Real Estate Management	\$30,630	\$0	\$0	\$1,450	\$1,500	\$500	\$3,450
Total Economic Development and Real Estate Management	\$30,630	\$0	\$0	\$1,450	\$1,500	\$500	\$3,450
Tulsa Airports Projects	\$145,450	\$59,700	\$35,950	\$14,525	\$12,075	\$23,200	\$145,450
Metropolitan Tulsa Transit Authority Projects	\$8,240	\$1,600	\$1,600	\$1,600	\$1,440	\$2,000	\$8,240
Total Transportation	\$153,690	\$61,300	\$37,550	\$16,125	\$13,515	\$25,200	\$153,690
Equipment Management Projects	\$4,000	\$0	\$0	\$0	\$400	\$3,400	\$3,800
Total Administrative and Support	\$4,000	\$0	\$0	\$0	\$400	\$3,400	\$3,800
Total of All Capital Project Types	\$2,718,710	\$68,910	\$69,620	\$95,315	\$62,250	\$100,605	\$396,700

* Amounts shown do not reflect the value of the Capital Inventory. Dollars reflect the estimated cost of those projects needed in the next five years.

CITY OF TULSA
FISCAL YEARS 2008-2012 CAPITAL IMPROVEMENTS FUNDING SCHEDULE
SUMMARY OF FUNDING REQUESTS BY FUNDING SOURCE *

Prepared by the Department of Finance in Collaboration with the Operating Departments
All Dollars in Thousands

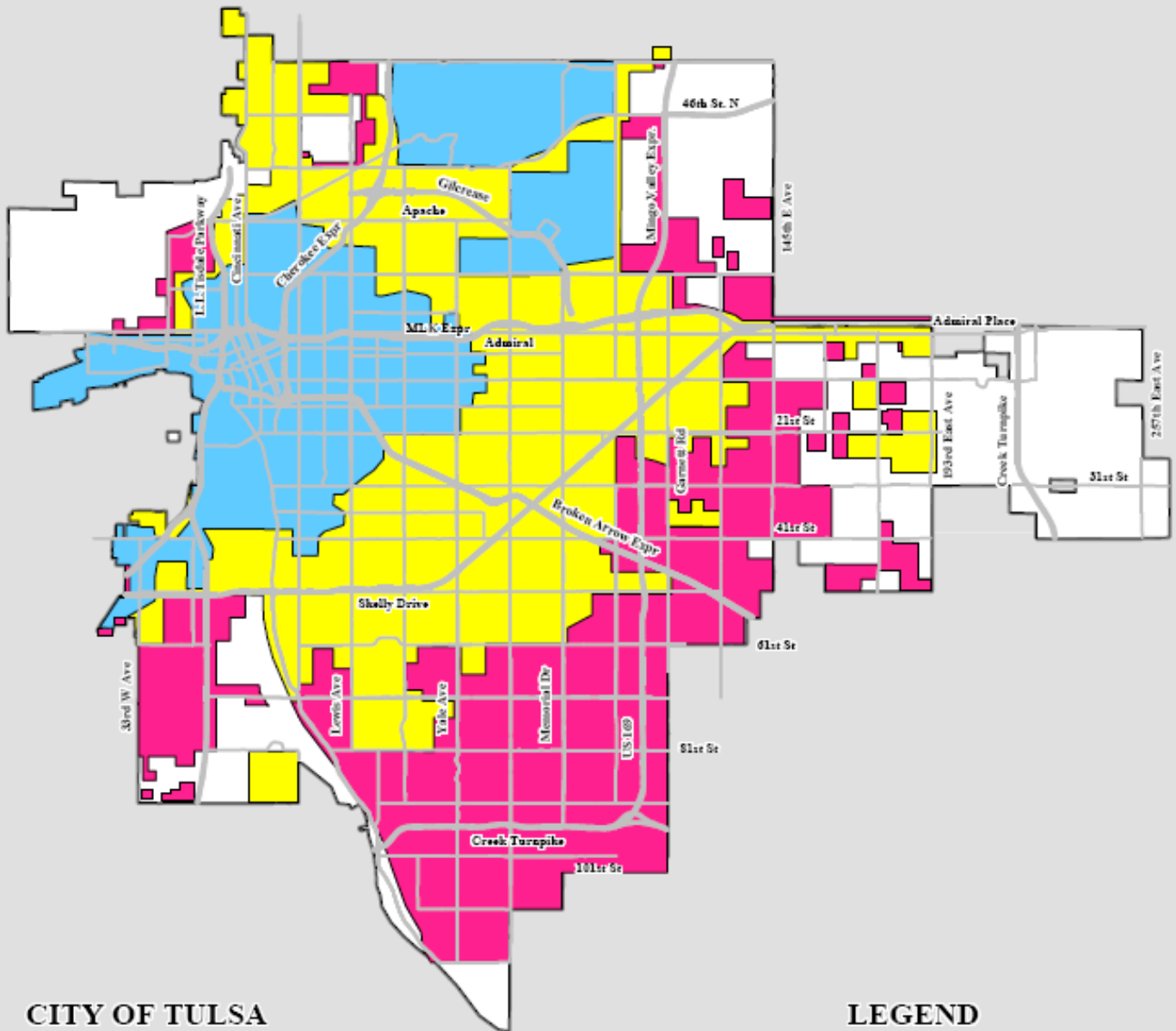
<u>Funding Source</u>	<u>Est. Cost</u>	<u>FY08</u>	<u>FY09</u>	<u>FY10</u>	<u>FY11</u>	<u>FY12</u>	<u>Total</u>
Future Bond Program (2010 GO)	\$1,978,950	\$0	\$0	\$34,160	\$40,135	\$41,925	\$116,220
Water Enterprise	\$114,825	\$2,585	\$4,485	\$10,175	\$4,750	\$9,800	\$31,795
Water Revenue Bond	\$99,350	\$0	\$0	\$16,555	\$0	\$10,270	\$26,825
State Water Revolving Loan	\$1,250	\$1,250	\$0	\$0	\$0	\$0	\$1,250
Sewer Enterprise	\$90,420	\$1,975	\$2,820	\$2,125	\$2,660	\$4,125	\$13,705
State Sewer Loan Program	\$74,050	\$0	\$23,580	\$14,950	\$0	\$0	\$38,530
Storm Sewer Enterprise	\$25,000	\$1,800	\$1,185	\$1,225	\$1,190	\$1,110	\$6,510
Airport and FAA Funds	\$145,450	\$59,700	\$35,950	\$14,525	\$12,075	\$23,200	\$145,450
E911 Fees	\$1,175	\$0	\$0	\$0	\$0	\$1,175	\$1,175
State and Federal Grants	\$188,240	\$1,600	\$1,600	\$1,600	\$1,440	\$9,000	\$15,240
Other Funding Sources	\$0	\$0	\$0	\$0	\$0	\$0	\$0
Total Funding by Source	\$2,718,710	\$68,910	\$69,620	\$95,315	\$62,250	\$100,605	\$396,700

Other Funding Sources: Existing Sales Tax Programs; Golf Course Fees; Tax Increment Financing;
Equipment Management Fund; Special Purpose Revenue Bonds; and Private Matching Funding.

* Amounts shown do not reflect the value of the Capital Inventory. Dollars reflect the estimated cost of those projects needed in the next five years.

Urbanization Trends 1900 - 2006

Map 1







CITY OF TULSA



Department of Finance
Budget and Planning Division
March 2007

LEGEND

	1900 - 1945 Urbanization
	1946 - 1969 Urbanization
	1970 - 2006 Urbanization
	Within the City Limits (But Not Urbanized)